

BUILDING COMMENCEMENT &  
COMPLETION DATES

<u>Date of Purchase - On or After</u>	<u>Commence</u>	<u>Finish</u>
Jan. 1	May 1	Dec. 31
Apr. 1	30 days	Dec. 31
Sept. 1	30 days	Apr. 30
Oct. 1	May 1	Sept. 1

**Land Sale Policy**  
Effective May, 1954.

Same procedure as before except that a deposit equal to the assessed value of land shall be taken with all applications for residential property. The remaining amount shall be deposited before any building permit is issued or agreement is signed whichever is first.

With commercial property, no deposit will be taken until after the land sale is approved by Council. After the sale is approved, full payment shall be made within a reasonable time. Where any other application for the same property is received, full payment shall be made immediately.

<u>Date of Purchase</u>	<u>Commence Bldg.</u>	<u>Complete Bldg.</u>
Sept. 1 to Mar. 30	June 1	1 year
April 1 to Sept. 1	Within 2 mo. after approval of Council	1 year

Penalty for Failure to Commence.

No penalty shall be levied for failure to comply with the above provided a letter can be submitted by the applicant showing that he applied for a loan and was turned down or that the loan is still being processed.

In special cases the Assessor may vary the above but in general it shall only be done where there is written evidence from some financial organization of applicant's intention to proceed with construction.

In all other cases, a 10% penalty of the total sale price shall apply. Reports on building permits issued and status of properties shall be submitted in Jun, July, August and September.

COMMISSIONERS.

## . SOLUTION OF TRIANGLES.

Basic Formula  $\frac{\sin A}{a} = \frac{\sin B}{b} = \frac{\sin C}{c}$ .

1. Given A.B.c (Ang. C =  $180 - (A \text{ Plus } B)$ )

$$\frac{\sin C}{c} = \frac{\sin 63}{100} = \frac{.8910}{100} = .00891$$

$$\frac{\sin B}{b} = .00891 = \frac{\sin 74}{b} = \frac{.9613}{b}$$

$$b = \frac{.9613}{.00891} = \underline{107.9 \text{ yds.}}$$

$$c = \frac{\sin 43}{.00891} = \frac{.6820}{.00891} = 76.5 \text{ Yds.}$$



## RIGHT ANGLED TRIANGLES

2. Given c.A.

To Find B.a.b.

$$B = 90 - A$$

$$a = c \sin A.$$

$$b = c \cos A.$$


3. Given a.b.

To Find A.B.c.

$$\tan A = \frac{a}{b}$$

$$B = 90 - A.$$

$$\frac{c}{b} = \sec A. \text{ or } c = b \sec A.$$





## RIGHT TRIANGLES Cont.

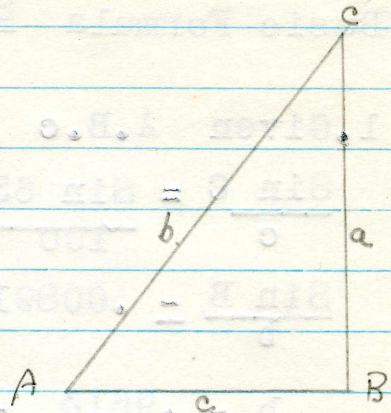
4. Given A.c.

To Find A.B.b.

$$\sin A = \frac{a}{c}$$

$$B = 90 - A.$$

$$b = c \cos A.$$



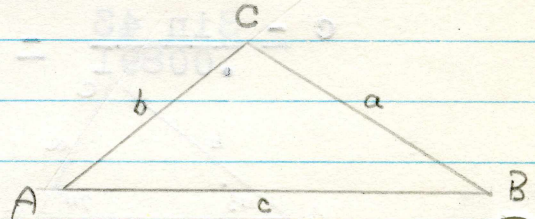
## OBLIQUE TRIANGLES

5. Given a.B.C.

To Find A.b.c.

$$b = \frac{a \sin B}{\sin A}.$$

$$c = \frac{a \sin C}{\sin A}.$$



6. Given a.b.C.

To Find A.B.c.

$$c^2 = a^2 + b^2 - 2ab \cos C.$$

Formula-

$$\tan \frac{A-B}{2} = \frac{a-b}{a+b} \cot \frac{C}{2} \quad (\text{Convert result to Tan of Angle})$$

$$\tan \frac{A-B}{2} = \tan ? (\text{angle})$$

$$\frac{A + B}{2} = \frac{180 - C}{2}$$

$$\frac{A + B}{2} = 90 - \frac{C}{2}$$

Solve for A. & B.



## OBLIQUE TRIANGLES Cont.

7. Given b.c.B.

To Find a.A.


$$b \sin C = c \sin B.$$

$$\sin C = \frac{c \sin B}{b}$$

$$A = 180 - B - C.$$

$$a \sin B = b \sin A.$$

$$a = \frac{b \sin A}{\sin B}.$$



8. Given a.b.c.

To Find A.B.C.

$$s = \frac{1}{2}(a \text{ plus } b \text{ plus } c).$$

$$\tan \frac{A}{2} = \sqrt{\frac{(s-b)(s-c)}{s(s-a)}}$$

$$\tan \frac{B}{2} = \sqrt{\frac{(s-a)(s-c)}{s(s-b)}}$$

$$\tan \frac{C}{2} = \sqrt{\frac{(s-a)(s-b)}{s(s-c)}}$$

## Record pages Permanent Staff

A. H. Ayres. Oct 18. 1873

J. Bergdal June 25 - 1896

~~E. C. Carlin Jan. 2 - 1915~~

~~A. Cobetto Apr 15 - 1888~~

R. S. Gillespie Aug. 28. 1893

~~Wm D. Grove - Aug 23. 1921~~

~~Miss M. Hogg Apr 16. 1910~~

J. R. Jones Sept 12. 1882

J. Spence June 12. 1889

~~T. Stannway July 17 1876~~

~~A. T. Stephenson March 6. 1875~~

A. T. Taylor Oct. 31 - 1877

C. Thompson Aug 10. 1880

R. Thompson March 15 1887



## LOGARITHMS.

In converting whole numbers to Logs. the characteristic of the log. has 1 Number or digit in front of the decimal less than the number of digits in the whole number.

In cases where there is no whole No. the characteristic is one more than the number of zeros to the right of the decimal point.-but the characteristic is, of course minus.

e.g. 467.4 -- log 2.6697  
983600. -- log 5.9929  
.000419 -- ~~4~~.6222  
.048365 -- log 2.6845  
.674 -- log 1.8287  
4.19 ~~1~~-log .6222  
.00419 -- log ~~3~~.6222  
.419 --log 1.6222

Conversely in converting logs to whole numbers, if characteristic has 2 digits in front of decimal the whole number has 3 digits;

Again where the characteristic is minus one zero less than the characteristic is placed to the right of the decimal.

e.g.: log 2.6845 -- .04825  
log. 4.7862 -- .0006113



GALLONS PER INCH IN TANK 6' DIAMETER AND 12' LONG

<u>Inches</u>	<u>Gallons</u>
1	6
2	16
3	30
4	46
5	60
6	84
7	105
8	128
9	152
10	177
11	203
12	231
13	258
14	288
15	318
16	348
17	379
18	411
19	444
20	477
21	511
22	545
23	579
24	614
25	646
26	685
27	721
28	757
29	795
30	833
31	867
32	905
33	942
34	979
35	1016
36	1053

<u>Inches</u>	<u>Gallons</u>
37	1089
38	1127
39	1164
40	1201
41	1238
42	1275
43	1311
44	1348
45	1385
46	1420
47	1456
48	1492
49	1527
50	1561
51	1595
52	1629
53	1662
54	1694
55	1726
56	1757
57	1788
58	1818
59	1847
60	1875
61	1902
62	1929
63	1954
64	1978
65	2000
66	2022
67	2045
68	2060
69	2076
70	2089
71	2100
72	2106

-----

Diagram of a section of land  
showing how the section may be divided  
into 16 Legal Subdivisions of 40 acres  
each.

(one mile)

13	14	15	16
12	11	10	9
5	6	7	8
4	3	2	1
(1/2 Mile)		(1/2 Mile)	

# ASSESSMENT.

City.

Public School.

1901.	175 000	
1902.	279 305	
1903.	360 085	
1904.	535 745	
1905.	812, 025	
1906.	903, 345	
1907.	1 379 392	
1908.	1,479,535.00	1,871,870.00
1909.	1,441,430.00	1,878,905.00
1910.	1,459,930.00	1,934,285.00
1911.	2,472,595.00	3,576,745.00
1912.	3,663,335.00	6,127,089.00
1913. X	4,383,380.00	7,372,785.00
1914.	4,229,033.00	7,041,129.00
1915.	5,811,287.00	6,357,352.00
1916.	5,452,320.00	5,178,670.00
1917.	5,195,580.00	4,753,880.00
1918.	2,620,670.00	4,065,455.00
1919.	2,270,110.00	3,433,560.00
1920.	2,181,560.00	3,325,015.00
1921.	2,157,840.00	2,761,437.00
1922.	1,649,120.00	
1923.	1,576,995.00	2,168,874.50.
1924	1,515 035 00	2 026,077
1925	1 440 560 00	1 750 485
1926	1,319, 540 00	1,716, 998
1927	1 325 632 00	1 612, 014
1928	1 261 480 00	1 517 845
1929	1 323 860	1 583 705
1930	1 379 635	1 633 940
1931	1 379 686 00	1 616 036
1932	1,380, 131 00	1,357 841
1933	<del>1 374 650 00</del> 1 376,075,	1 353 785.



# ASSESSMENT.

Separate School.

Business.

56,144.00

53,524.00

54,890.00

52,700.00

52,082.00

51,700.00

55,240.00

68,770.00

39,550

22290

22290

# 1925. Assessment

	Total	exempt	net
Land	1,247.010	473.245	773.765
Improv	849.670	182.875	666.795
Total	2,096.680	656.120	1,440.560

## School outside City

	Total	exempt	net
Land	578.652	157.675	420.977
Imp	103.370	15.450	87.920
	682.022	173.125	508.897.

## 1926 assessment

Land	1,244.175	579.275	664.900
Improv	841.270	186.630	654.640
Total	2,085.445	765.905	1,319.540

## School outside City

Land	506.853	160.665	346.248
Improv	99.175	15.600	83.575
Total	606.028	176.265	429.823

# Assessment

City

Public School

Superior

1934	1361445	1337.605	22840
1935	1387118	1333.275	22840
1936	1381883	1336.693	25190
1937	1428615	1401.745	26870
1938	1482535	1447.665	34870
1939	1504140	1461.585	34605
1940	1608600	1575.870	32730
1941	1616245	1570520	46425
1942	1692595	1642860	47735
1943	1779327	1691122	50705
1944	1801592	1720589	43440
1945	1906214	1818.489	44725
1946	2328917	2284.012	44905
1947	2841736	2775165	66570
1948	3184042	3103767	77275
1949	3321392	3363822	113070
1950	3880997	3702272	132925
1951	4237133		
1952	6051180		
1953	6626501		
1954	9377167	8247050	568171
1955	10218117	8982996	689676
1956	11336515	9983174	711381
1957	12472997	10972118	800468



## Business Assessment

1934	
1935	
1936	
1937	
1938	
1939	85.850.
1940	81.835.
1941.	82.515
1942	85.295
1943	88.195
1944	87.405
1945	89.755
1946	78.271
1947	101.945
1948	118.135
1949	147.500
1950	258.106
1951	266,050.
1952	336,255
1953	351,185
1954	434,925
1955	481,745
1956	519,260
1957	559,511

# Buieship Permits. (Cont)

1937	38	\$ 61 416.	
1938	35	75,620.	
1939	52.	303 679.	
1940	37	147.540.20	
1941	51	117 818.40	
1942	59	<del>104, 100.00</del> 106.955.	
1943	38	38,050.00	
1944	69.	216,531.	
1945	70	126,565 + 16,507.50	
1946	231	<sup>new</sup> 747.375' <sup>Imp</sup> 90 450	837.825'
1947	153	<sup>new</sup> 678.550 <sup>Imp</sup> 374.10	716 000.
1948		175 New 1 081 790 (32) - 130 800	
	Total	207 - 1 212 570	
1949	243	<sup>new</sup> 1453 750 <sup>Imp</sup> 109 100	<sup>new Imp</sup> 150
	Total	1562.850.	of " 38
1950	233	<sup>new</sup> 1587 400 <sup>Imp</sup> 173 678	<sup>Duty</sup> 188
	Total	1763 078	94. new
1951	199	<sup>new</sup> 462.000 " 432 400 <sup>Imp</sup> 108 190	<sup>Duty</sup> 77 other
		1002.590.	

## RESIDENTIAL

## COMMERCIAL

NEW VALUE MISC. VALUE

NEW VALUE MISC. VALUE

1952

1,153,000

887,550

RES. + COMM. MISC. 259,951

(TOTAL 170 - 2,280,501)

1953

185

1,423,500

145

113,250

33

2,206,300

28

142,200

(TOTAL 391 - 3,885,250)



## BUILDING PERMITS

RESIDENTIAL COMMERCIAL  
NEW VALUE MISC. VALUE NEW VALUE MISC. VALUE

1954 175 \$ 1,616,800 145 \$ 110,200 53 \$ 1,944,000 24 \$ 109,350  
(TOTAL 397 - \$ 3,780,350)

803	6175
141	240.30
11	818 711
229	609
38	020.88
112	231
159	202.1 + 222.251

249	152	258757	258757
251	153	258758	258758
252	154	258759	258759
253	155	258760	258760
254	156	258761	258761
255	157	258762	258762
256	158	258763	258763
257	159	258764	258764
258	160	258765	258765
259	161	258766	258766
260	162	258767	258767
261	163	258768	258768
262	164	258769	258769
263	165	258770	258770
264	166	258771	258771
265	167	258772	258772
266	168	258773	258773
267	169	258774	258774
268	170	258775	258775
269	171	258776	258776
270	172	258777	258777
271	173	258778	258778
272	174	258779	258779
273	175	258780	258780
274	176	258781	258781
275	177	258782	258782
276	178	258783	258783
277	179	258784	258784
278	180	258785	258785
279	181	258786	258786
280	182	258787	258787
281	183	258788	258788
282	184	258789	258789
283	185	258790	258790
284	186	258791	258791
285	187	258792	258792
286	188	258793	258793
287	189	258794	258794
288	190	258795	258795
289	191	258796	258796
290	192	258797	258797
291	193	258798	258798
292	194	258799	258799
293	195	258800	258800
294	196	258801	258801
295	197	258802	258802
296	198	258803	258803
297	199	258804	258804
298	200	258805	258805
299	201	258806	258806
300	202	258807	258807
301	203	258808	258808
302	204	258809	258809
303	205	258810	258810
304	206	258811	258811
305	207	258812	258812
306	208	258813	258813
307	209	258814	258814
308	210	258815	258815
309	211	258816	258816
310	212	258817	258817
311	213	258818	258818
312	214	258819	258819
313	215	258820	258820
314	216	258821	258821
315	217	258822	258822
316	218	258823	258823
317	219	258824	258824
318	220	258825	258825
319	221	258826	258826
320	222	258827	258827
321	223	258828	258828
322	224	258829	258829
323	225	258830	258830
324	226	258831	258831
325	227	258832	258832
326	228	258833	258833
327	229	258834	258834
328	230	258835	258835
329	231	258836	258836
330	232	258837	258837
331	233	258838	258838
332	234	258839	258839
333	235		

[illegible][illegible]

121	991	new	462.000	462.000	77
		"	432.400	432.400	
		single	108.190	108.190	

103,000  
2  
NEW VALUE MISC. VALUE  
RESIDENTIAL  
COMMERCIAL

182 143,800 142 113,920 33 820,300 58 1,059,000  
(Total 341-3,882,920)  
Total 170-9,989,201  
Res + Comm 1192 257,731



Value Building permits issued	
	<del>24 645</del>
1906	89 645
1907	
1908	13 347
1909	20 080
1910	77 005
1911	210 790
1912	382 760
1913	143 570
1914	42 315
1915	17 735
1916	29 150
1917	600
1918	3 300
1919	13 800
1920	66 050
1921	11 965
1922	8 585
1923	23 000
1924	25 200
1925	28 685
1926	26 740
1927	21 955
1928	133 080
1929	130 920
1930	125 025
1931	11 180
1932	25 167
1933	7 990
1934	5 780
1935	<del>31 600</del>
1936	31 600 56 910
32.672	

Business tax. By-law No 567  
March 17th. 1923.

Bank, railway, Veterinarian, Physician, Surgeon,  
Barrister, Lawyer, Express Company, Restaurant,  
Civil Engineer, Chiropractor, Optician, Dentist,  
and Agent or other like occupation or profess.  
20 % on rental value.

Wholesale merchant, holesale grain dealer, Grain Ele  
Elevator 17 1/2 %

Retail Merchant 12 1/2 %

Hotel Keeper, Theatre 10 %

Mechanic or Manufacturer 7 1/2 %

Licenses paid shall offset on business tax.

1931 Reduced by 2 1/2 %.

## Business Tax Rates - 1948

(a) banks, or banker, railway company, common carrier, veterinarian, physician, surgeon, barrister, lawyer, express company, civil engineer, chiropractor, optician, dentist and agent or such like occupations or professions shall pay 10% of the rental value.

(b) sholesale merchant or a wholesale grain dealer, or of a grain elevator, shall pay 8.5%.

(c) restaurant, theatre, taxi stand, hotel, having beer parlor, billiard parlor, pool room or bowling alley, shall pay 7%.

(d) retail merchant, shall pay 5.5%

(e) hotel keeper without a beer parlor and printers and publishers and chicken hatcheries and laundries shall pay 4.5%.

(f) mechanic, barber, beauty parlor, nursing home or manufacturer shall pay 3%.

## Business Tax

7. (a) Every person carrying on the business of a bank, or banker, railway company, common carrier veterinarian, physician, surgeon, barrister, lawyer express company, civil engineer, chiropractor, optician, dentist and agent, or such like occupations or professions, shall pay ten and one-half percent (10½%) of the rental value.

(b) Every person carrying on the business of a wholesale merchant, wholesale grain dealer, grain elevator, restaurant, theatre, taxi stand, hotel, billiard parlor, pool room or bowling alley, retail merchants, printers, and publishers, chicken hatcheries, laundries, mechanics, barbers, beauty parlors or nursing homes, shall pay eight and one-half per centum (8½%) of the annual rental value.



(c) Every person carrying on business of a manufacturer exclusively shall pay four and one-half per centum ( $4\frac{1}{2}\%$ ) of the rental value.

DONE AND PASSED IN OPEN COUNCIL this 10 day of October, A.D. 1952.

"Paul Crawford"

Mayor

"G. C. Nechkin"

City Clerk

In Red Deer the business tax is based on rental value which is derived from current assessed valuations.

The total assessed valuation of land and improvements is taken at 100% (no allowance for depreciation) and 10% of this figure is the yearly rental value of the building. The business occupying the building pay tax according to their classification.

I might add Motels and Auto Courts are on the same basis. In Red Deer we do not assess machinery in Industrial plants.

# Boulevard and Sidewalk Costs

per Lin.Ft

Based on actual 1942 construction.

5th.St.Sidewalk,Blvd.Grading,Grass, & trees,	75¢
4th.St. " " " "	72¢
2nd.St.S.Sidewalk only using treated 2" x 6" and untreated 2"x4"	31.9¢
Placing forms for blvd.	2.7¢
Grading for blvd.	16.4¢
Materials for blvd.	12.7¢
Grass seed and planting of same (or .36¢ per 100 sq. feet.)	4.6¢
Trees(planting and digging Spruce)(22¢ each)	1.4¢
Shrubs only	5.7¢

~~Rising forms for blvdxxxxxxxxxxxxxxxxxxxxxxxxxxxx2x2x~~

# BANK LOANS TO DECEMBER 31st.

1901.	
1902.	
1903.	
1904.	
1905.	
1906.	
1907.	
1908.	
1909.	
1910.	51,317.76
1911.	22,071.49
1912.	61,428.51
1913.	54,284.90
1914.	53,427.49
1915.	56,303.89
1916.	28,336.44
1917.	28,550.00
1918.	35,000.00
1919. <i>Lord</i>	61,190.13
1920. <i>Lord</i>	30,000.00
1921. <i>Callison</i>	29,000.00
1922. <i>Callison</i>	17,800.00
1923. <i>Callison</i>	16,300.00
1924. <i>Callison</i>	25,142.24
1925. <i>Johnson</i>	29,416.26
1926. <i>Johnson</i>	17,491.81
1927. <i>Johnson</i>	
1928. <i>Smith</i>	
1929. <i>Smith</i>	
1930. <i>Smith</i>	
1931. <i>Smith</i>	
1932. <i>Smith</i>	
1933. <i>Code</i>	

*Cash on hand and  
in bank*

14 800 61  
21 604 76  
26 934 85  
24 017 69  
17 691 20  
14 464 76  
25 760 98



# Bulwarking

Cost of bulwark with plumb  
curb 20 to 25<sup>th</sup> per foot frontage  
plus extra grading

37.713.76

38.071.49

38.428.51

38.784.90

39.142.49

39.500.89

39.858.44

40.216.00

40.574.00

40.932.00

41.290.13

41.648.00

42.006.00

42.364.00

42.722.00

43.080.00

43.438.34

43.796.36

44.154.71

14 800.41

35 404.52

56 934.85

77 510.69

98 192.71

119 44.75

140 70.44

Butler manufactured  
Red Bear Dairy Products

Red Bear Creamery

1914 44,460

1915 55,689

1916 110,675

1917 221,326

1918 259,505

1919 269,092

1920

1921

1922

1923

1924

1925

90,900

120,750

174,759

207,697

234,941

193,174



BY-LAW NO. 143.

A by-law to appoint Commissioners to carry on the departments and sub-departments of the business of the City of Red Deer and to define their duties.

THE TOWN OF RED DEER ENACTS AS FOLLOWS:-

1. This by-law shall take effect on the 14th day of November, A.D. 1907.
2. From and after the coming into force of this by-law, the carrying out of all resolutions, orders and by-laws of the Town unless otherwise specially provided for, and all resolutions or orders of any standing or other Committees approved by the Council as well as the general administrations of the affairs of the Town shall be under the direction and control of one or more persons who shall be called the Board of Commissioners of the Town of Red Deer; but nothing in this by-law shall be construed as divesting the Council or the standing or other Committees of the duties or powers vested in them, or of a legislative nature or of the power of initiating, setting forth or delivering any policy or plan of Government of the Town, which duties, powers, policies or plans shall remain vested in the Council or in such committees.
3. Every Commissioner shall before taking office give such security for the performance of his duties as the Council shall require.
4. The Commissioner or Commissioners appointed under this by-law shall be subject to the provisions hereof and shall exercise the powers and perform the duties herein mentioned, subject at all times to the legislative control of the Council.
5. The Commissioner or Commissioners shall have power to suspend any official for



cause and report the same to the Council at its first regular meeting thereafter for the Council to take action.

6. The Commissioner or Commissioners are hereby authorized to make rules and regulations for their own guidance in the Council of their business. A copy of All such rules and regulations shall, immediately after their adoption, be communicated to the Council and filed with the Secretary-Treasurer as well as all amendments thereto.

7. MEETINGS

The Commissioners shall meet at least five days in each week.

8. The Mayor shall preside at all meetings of the Board and in the absence of the Mayor the Board shall elect one of their number to preside. The Secretary-Treasurer shall keep a full and correct minute of all proceedings at the meetings of the Commissioners.

DUTIES OF THE BOARD

9. The Commissioner or Commissioners, in addition to all other powers and duties conferred or imposed upon them by statute, ordinance or by-laws, are hereby authorized and required under the control and direction of the Council:-

(a) To provide for the assessment and collection of the town taxes, licenses, water rates, sewer rates, and all other rates of the town.

(b) To have care, management, control and direction (except of the Fire Brigade at fires) of the fire department and the apparatus belonging thereto.

(c) To have the care, management control and direction of the waterworks, sewers, and all other Municipal institutions

acquired, erected, installed or operated by the Town.

(d) To have care, management, control and direction of all Town property, works, improvements, roads, streets, lanes, bridges, crossings, sidewalks, culverts, parks and all other property owned or controlled by the Town or over which it has jurisdiction.

(e) To have the care, management, control and direction of the Police Force.

(f) To submit in each year as soon as practicable after the election of the Council for the year, after receiving general instructions from the Council of what plan or policy in matters generally should be considered for the year, and after conference with the various committees their recommendations and estimates of expenditure showing separately that for ordinary expenditure and that under proposed by-laws, or that for other purposes, to be made during such year in all departments in the Town business, and the Council shall consider the same and vote the necessary funds for expenditure such as they decide shall be.

(g) To submit from time to time to the Council additional recommendations and expenditures rendered necessary by oversight or any other sufficient cause, provided that no additional recommendations or expenditures shall be considered or authorized after the rate of taxation for the present year has been struck, unless the amount of such expenditure can be paid out of the current revenue, or is to be paid by the issue of debentures.

(h) To exercise all the executive powers and perform all the executive duties to be exercised by the standing committees.

(i) To give effect by the instrumentality of the proper officer or officers to all by-laws, rules or regulations, or resolutions of the council.

(j) To prepare and have introduced to the Council all such by-laws as may be necessary to carry into effect the reports of the Commissioners that are adopted by the Council.

(k) To see that the persons in office or appointed to office have given or do give the necessary security required of them for the performance of their respective duties.

(l) To present to the council on or before the last regular meeting of the council in November for the information of the Council and the citizens generally, as well as for the guidance of the Commissioners of the following year, a general report of the state of affairs of the Town during the year which have been under their control, or direction, and the expenditures made under their authority or superintendence, such report shall also contain such suggestions in regard to the future actions of the succeeding Commissioners as experience may enable the reporting Commissioners to make.

(m) To examine and report upon all contracts and accounts referred to them, upon all annual estimates and expenditures, upon all proposals for the purchase of debentures or other Municipal securities, and generally to examine and report upon all matter connected with the finances of the Town; and to have the supervision of the books of account, documents and vouchers and all monies, debentures and securities in the Secretary-Treasurer's, auditors, collectors' and assessor's offices, and to see that all duties



and services which ought to be performed by them are fully carried out and to have a general supervision over all licenses issued by the Town.

(n) To have supervision of the Town engineering and over all matters connected with the construction, repairs and improvements of the streets, bridges, crossings, side walks, lanes, sewers, watermains, drains and any other encroachments, or obstructions of the same not otherwise provided for, and of the planting and preservation of trees, shrubs, etc. in streets and public places, and shall give effect to such directions as the Council may direct in relation to such works.

(o) To have charge and control of the public market and health, the market square, weight scales, and of all buildings and erections connected with the market, and shall have charge of the sanitary condition of the Town, and make all arrangements and issue such orders for the improvement of the Town as may be approved by the Council and as shall not conflict with any legislation or any by-laws of the Town.

(p) To consider and report all matters connected with the establishment of fire limits, the inspection of buildings with reference thereto, and the prosecution of offenders against such regulations as may be enacted or against any by-laws.

(q) To expend in a proper and judicious manner all appropriations made by the Council for the relief of the poor and infirm.

(r) To exercise a general supervision over all questions in connection with the

present or prospective railways that are or may be of interest to the Town and any question relating to the establishment of any new industry in or adjacent to the Town and shall take any steps that may be deemed advisable toward the encouragement of all such enterprizes and shall report from time to time to the Council as to the measures necessary to secure or assist in any or all of the above objects.

(s) To have control of all firemen, labourers, teamsters, and other workmen, in connection with any department of or employed by the Town with power to hire and discharge them, and cause to be kept a proper account of their time and of the amount of their wages and report the same to the auditor, with the department in which each man has been employed.

(t) To cause all orders for supplies and material and orders for "stores" for any of the departments or work under any money by-laws to be made out in duplicate named or numbered by the estimate department or by-law for which the supplies or material is required in the form provided, the party receiving such order to procure an invoice of such material or supplies mentioned in such order to the official issuing the same within a reasonable time after the receipt of the order to the Auditor so that the same may be charged to the proper account, and to cause notice to be given of the receipt of such supplies and material or used to the proper official.

(u) To have control and direction of all the teams, teamsters, horses, carts, and of those connected with the fire department, but they shall act in conjunction as to the latter with the Chief of the Fire brigade as to where they can be employed to the advantage

of the Town always having due regard to keeping the necessary number of horses near the Fire Hall in case of Fire.

12. No action involving the expenditure of any sum over \$50.00 shall be taken by the Commissioners or by any official in the employ of the Town except upon a motion first made and then passed at a regular meeting of the Commissioners and a minute thereof duly entered in the records, but in no case shall the Commissioners or any one else have the power to expend or authorize the expenditures of any monies not ordered by the Council or for any service where no appropriation has been made or where any appropriation has been exhausted.

13. At all meetings of the Commissioners the Mayor must be present and shall vote on every motion made at such meeting and if he shall vote in the negative the motion shall be vetoed until and unless approved by the Council, and the Mayor shall report to the Council all motions so vetoed by him.

14. The Commissioners shall make a report in writing of the work done by them or of any recommendation to every regular meeting of the Council; and at least once a month such report shall contain or have annexed to it a full statement of the expenditure and liability involved during the preceeding month for each department, such statement to show also the unexhausted appropriation in connection with such department, a copy of such report or of any report to be laid before any special meeting, shall be in the hands of each Councillor or on his desk before the opening of the meeting. The reports of the Commissioners containing any recommendations shall contain separate and numbered clauses with respect to



each matter.

After being read by the Council and when any clause is ready for consideration the presiding officer shall put the question, "Shall clause No. be discussed?" a vote shall be taken without any debate and if the majority decide in the negative the presiding officer shall declare the clause or any recommendation contained therein carried, otherwise the clause shall be discussed in the usual way.

15. The qualifications of Commissioners as such shall be such as may be fixed by the by-laws of the Council.

16. The Secretary-Treasurer, if he be a commissioner, shall be paid an additional yearly salary of \$1.00. The Mayor as Commissioner shall be paid a yearly salary of \$600.00. by monthly payments.

Any Commissioner not holding any of the above offices shall be paid by monthly payments such salary per year as the Council may fix by resolution or by-law.

17. All by-laws or parts of by-laws inconsistent with the provision of this by-law while this by-law remains in operation are hereby suspended from the day of this by-law coming into effect until such time as the Council may determine to abolish operations by Commissioners under this by-law.

18. The word "Mayor" where-ever the same occurs in this by-law shall include the Acting Mayor.

Done and passed in Open Council this 14th day of November, A.D. 1907.

BY-LAW NO. 13.

A by-law to regulate the proceedings of the Municipal Council of the Town of Red Deer, and the officers and committees thereof.

THE COUNCIL OF THE TOWN OF RED DEER ENACTS AS FOLLOWS:

1. The Council shall meet on the first Wednesday in each month during the year at eight o'clock p.m. unless such Wednesday is a public or civic holiday in which case the Council shall meet at the same hour on the next day following which is not a holiday.

2. The Mayor may at any time summon a special meeting of the Council; and it shall be his duty to summon a special meeting whenever requested in writing to do so by a majority of the members of the Council.

In case of the absence or death of the Mayor, or head of the Council a special meeting of the Council may be summoned at any time by the clerk upon a special requisition to him signed by a majority of the members of the Council.

3. As soon after the hour of meeting as there shall be a quorum present, the Mayor shall take the chair, and call the members to order.

4. In case the Mayor does not attend within fifteen minutes after the time appointed, the clerk shall call the members to order, and if a quorum be present, a chairman shall be chosen who shall preside during the meeting, or until the arrival of the Mayor.

5. If there be no quorum present within half an hour after the time appointed for the meeting, the clerk shall call the roll and take down the names of the members then present, and the

Council shall stand adjourned until the next day of meeting, subject to the provisions of section 2 of this by-law.

6. Immediately after the mayor shall have taken his seat the minutes of the preceeding meeting shall be read by the clerk, in order that any mistake therein may be corrected by the Council and signed by the Mayor or Chairman.

7. The Mayor shall preserve order and decorum, and decide questions of order, subject to an appeal to the council, and in the absence of the Mayor the Chairman shall have the same authority while presiding at the meeting as the Mayor would have had if present.

8. When the Mayor is called upon to decide a point of order or practice, the point shall be stated without unnecessary comment, and the Mayor order shall cite the rule or authority applicable to the case.

9. The Mayor may vote with the other members on all questions, and any question on which there is an equality of votes shall be deemed to be negatived.

10. If the Mayor desires to leave the chair for the purpose of taking part in the debate or otherwise, he shall call on some other member of the council to fill his place until he resumes the chair.

11. Every member, previous to speaking to any question or motion, shall rise from his seat, uncovered, and shall address himself to the Mayor.

12. When two or more members rise to speak, the Mayor shall name the member who, in his opinion, first rose from his seat; but a motion may be made that any member who has risen "be now heard" or "do now speak".



13. Every member who is present in the Council chamber when a question is put, shall vote thereon, unless the Council shall excuse him, or unless he is personally interested in the question, provided such interest is resolvable into a personal pecuniary profit, or is peculiar to that member, and not one in common with the interests of the citizens at large, and in such cases he shall not vote. If a member votes contr ry to this rule his name should be struck out of the division list upon a motion that "the vote of Councillor---- be disallowed."

14. When the mayor is putting the question no member shall walk across or out of the room, or make any noise or disturbance; nor when a member is speaking shall any other member pass between him and the chair, or interrupt him, except to raise a point of order. The Mayor or chairman shall rise and stand while putting the question.

15. A member called to order from the chair, shall immediately sit down, but may afterwards explain; the council, if appealed to shall decide the case, but without debate, if there be no appeal the decision of the Mayor shall be final.

16. No member shall speak disrespectfully of His Majesty the King, or any of the Royal Family, or of the Governor General, Lieutenant Governor, or person administering the Government of the Dominion or of this provice; nor shall he use offensive words in or against the council or against any member thereof; nor shall he speak beside the question in debate; and no member shall reflect upon any vote of the council except for the purpose of moving that such vote be rescinded; nor shall he resist the rules of the Council, or disobey the decision of the Mayor of of the Council on the questions of order or practice or upon

the interpretation of the rules of the Council, and in case any member shall so resist or disobey, he may be ordered by the Mayor to leave his seat for that meeting, but in case of ample apology being made by the offender, he may by vote of the council, be permitted forthwith to take his seat.

17. Any member may require the question or motion under discussion to be read at any time during the debate, but not so as to interrupt a member while speaking.

18. No member shall speak more than once to the same question, without leave of the Council, except in explanation of a material part of his speech which may have been misconceived; and in doing so he is not to introduce new matter. A reply is allowed to a member who has made a substantive motion, but not to any member who has moved an order of the day, an amendment, the previous question, or an instruction to a committee. No member without leave of the council shall speak to the same question, or in reply, for longer than a quarter of an hour.

19. Upon a division of the Council, the names of those who vote for and those who vote against the question shall be entered upon the minutes, not only in the case required by law, but whenever two members shall call for yeas and nays, if so required by any councillor "previous to the question being finally put".

20. All inquiries shall be in writing, and shall be handed to the clerk of the council at least two clear days before the day of the meeting at which such inquiry is to be made; and the answer to such enquiry shall also be put in writing and handed to the Mayor or other presiding officer at least one hour before the meeting, and shall be read by him from the chair.

21. No person except members and officers of the council shall be allowed to come within the bar during the sittings of the council without the permission of the Mayor or an alderman.

22. The members of the council shall not leave their places on adjournment until the Mayor leaves the chair.

23. No standing rule or order of the Council shall be suspended except by a vote of two-thirds of the members present.

24. In all unprovided cases in the proceedings of the council or in committee, the law of Parliament shall be followed.

25. One day's notice shall be given of all motions for introducing new matter other than matter of privilege and bringing up petitions, unless the council dispense with such notice by a vote of two-thirds of the members present without debate.

26. All motions shall be in writing and seconded before being debated or put from the chair, but motions to adjourn or go into committee of the whole may be viva voce. When a motion is seconded it shall be read, or is viva voce, stated by the Mayor before debate.

27. After a motion is read or stated by the Mayor, it shall be deemed to be in possession of the council, but may, with permission of the council, be withdrawn at any time before decision or amendment.

28. A motion for commitment, until it is decided, shall preclude all amendment of the main question.

29. A motion to adjourn the council, or to adjourn the debate shall always be in order,



but no second motion to the same effect shall be made until after some intermediate proceedings shall have been made.

30. When a question is under debate no motion shall be received, unless (1) to commit it; (2) to amend it; (3) to lay it on the table; (4) to postpone it indefinitely; (5) to postpone it for a certain time; (6) to adjourn it; (7) to move the previous question; these several motions shall have precedence in the order in which they are named and the last five shall be neither amendable or debatable.

31. The previous question, until it is decided, shall preclude all amendment of the main question, and shall be put without debate, in the following words: "That this question be now put"; if this motion be resolved in the affirmative, the original question is to be put forthwith, without any amendment or debate; but if the previous question is resolved in the negative, the main question may then be debated and amended.

32. Amendments shall be put in the reverse order to that in which they are moved, except in filling up blanks, when the longest time and the smallest sum shall be put first. Every amendment submitted shall be reduced to writing, and shall be decided or withdrawn before the main question is put to vote. Only one amendment shall be allowed to an amendment, and any amendment more than one must be to the main question.

33. In the appointment of any person to any position in the gift of the council, candidates shall be proposed and then voted for by ballot, the balloting papers having been previously prepared and initialed by the clerk, the candidate receiving the lowest number of votes being dropped after each vote until only two remain, or until one

shall have received a majority of the votes cast. When more than one person is to be elected or appointed, each member of the Council shall be entitled to vote for as many as there are positions to be filled. Any candidate receiving a majority of the ballots cast shall be elected. If more than one ballot is necessary, the candidate having the smallest number of votes on the preceeding ballot shall be dropped. Where appointments as required by Statute to be made by by-law, such by-law shall contain the names chosen by ballot as aforesaid, and such by-law shall be subject to amendment by the council after the election of candidates by ballot as hereinbefore provided.

When the question under consideration contains distinct propositions the vote upon each proposition shall, upon the question of any member, be taken separately.

34. No member of the council, while retaining his seat therein, shall be eligible for any office to which there is attached any salary, remuneration or emolument payable by the council.

35. After a question is finally put by the Mayor, no member shall speak to the question, nor shall any other motion be made until after the result of the vote has been declared, and the decision of the Mayor as to whether the question has been finally put, shall be conclusive.

36. Whenever the Mayor is of opinion that a motion is contrary to the rules and privileges of the council, he shall apprise the members thereof immediately, befor putting the question and shall cite the rule or authority applicable to the case, without argument or comment.

37. Whenever any matter of privilege arises, it shall immediately be taken into consideration.

38. Members having been previously summoned shall immediately take their places when any division is called for, and shall remain in their places until the Mayor or chairman has declared the result of the division.

39. Whenever it shall be moved and carried that the council shall go into committee of the whole, the Mayor shall leave the chair, but he shall first appoint a chairman of the committee of the whole, who shall maintain order in the committee and shall report the proceedings thereof.

40. The rules of the council shall be observed in the committee of the whole, so far as may be applicable, except that no motion shall be required to be seconded, nor shall a motion for a previous question, or for an adjournment to be allowed; and in taking the yeas and nays the names of the members shall not be recorded nor shall the number of times of speaking on a question be limited. Provided however that no member shall speak more than twice until every member who desires to do so shall have spoken.

41. Questions of order arising in committee of the whole shall be decided by the chairman, subject to an appeal by any member of the council. If any disorder should arise in the committee the Mayor shall resume the chair without question being put.

42. On motion in committee of the whole to rise and report, the question shall be decided without debate.

43. A motion in the committee of the whole to rise without reporting, or that the chairman leave the chair, shall always be in order, and shall have precedence of any other motion, on such motion debate shall be allowed and, on an



affirmative vote, the subject referred to the committee shall be considered as disposed of in the negative, and the mayor shall resume the chair, and proceed with the next order of business.

44. Every by-law shall be introduced upon motion for leave, specifying the title of the by-law, or upon motion to appoint a committee to prepare and bring in the by-law.

45. No by-law shall be introduced either in blank, or in an imperfect shape.

46. The question "that this by-law be now read a first time" shall be decided without amendment or debate, and every by-law shall be read a second time, and then considered in committee of the whole, and shall be read a third time before it is signed by the Mayor.

47. Every by-law (unless previously reported upon by a committee, or otherwise determined by the council) shall be referred, after the second reading thereof, to a standing, or select committee of the council to report upon the leading features of the same.

48. Every by-law shall receive three several readings, and on different days, previous to it being passed, except on urgent and extraordinary occasions, and upon a vote of two-thirds of the members present, when it may be read twice or thrice, or advanced two or more stages in one day.

49. The clerk shall endorse all by-laws read in council the dates of the several readings thereof, and shall be responsible for the correctness of such by-laws should they be amended.

50. In proceedings in committee of the whole

upon by-laws such clause shall be considered in its proper order, then the preambe and then the title.

51. All amendments made in committee of the whole sh ll be reported by the chairman of the Council, which shall receive the same forthwith. After the report has been received, the by-law shall be open to debate and amendment before it is ordered for a third reading.

52. Every by-law shich has passed the Council shall, immediately after being sealed with the seal of the corporation, and signed by the Mayor, be deposited with the clerk for security in the safe connected with his office.

53. Every petition, remonstrance, or other written application intended to be presented to the Council must be fairly written on paper or parchment, and signed by at least one person, and no letters, affidavits, or other documents shall be attached to it.

54. Every petition, remonstrance, or other written application may be presented to the council by any member thereof, who shall examine the same and be answerable that it does not contain any impertinent or improper matter, and that the same is respectful and temperate in its language; he shall also endorse thereon the name of the applicant and the substance of such application, and sign his name thereto, which endorsement only shall beread by the Mayor, unless a member shall require the reading of the document, in which case the whole shall be read.

55. All petitions or other written communications on any subject within the cognizance of any standing committee shall, on presentation be considered as referred to the proper committee without any motion, unless otherwise ordered; and no member shall speak upon, nor shall a

debate be allowed upon, the presentation of a petition or other communication to the Council; but a member may move that in referring a petition or other communication certain instructions may be given by the Council, or that the petition or communication shall be referred to a select committee; and if the petition complain of some present personal grievance, requiring immediate remedy, the matter contained therein may be brought into immediate discussion and disposed of forthwith.

56. Any member may move to take up or refer a communication or a petition made or presented to the Council during the year in which such motion is made, or during the year next preceeding such year, and whether such communication or petition has been referred to a committee and reported upon or not; but no motion shall be in order to take up or refer a communication or petition made or presented at any time before the commencement of the year next preceeding such motion.

57. All standing or select committees shall be appointed on a motion of a member, and any member of the council may be placed on a committee, notwithstanding the absence of such member at the time of his being named upon such committee, and the Mayor shall be ex officio a member of every standing or select committee.

58. There shall be annually appointed, at the first meeting of the newly elected council the following committees, which shall compose the standing committee of the council:- The Executive committee; the committee on works; committee on licenses; committee on fire and light; committee on property; the committee on legislation; the Reception committee; and the council shall also at the said meeting appoint from among the members



of the council, the persons who shall compose the Local Board of Health.

59. Every member who shall introduce a by-law, petition or motion upon any subject, which may be referred to a select committee shall be one of the committee, without being named by the council and shall, unless he otherwise determine, be chairman of such committee.

60. In all committees the majority shall form a quorum.

61. The members of each standing committee of the Council shall meet at the Town Hall for the purpose of organization within three days after their appointment, at such hour as the mayor may direct.

62. The members of each standing committee shall at their first meeting elect from among themselves a chairman, and shall immediately thereafter determine the days and hours of their future regular meetings.

63. Special meetings of standing committees may be called by the Chairman whenever he shall consider it necessary to do so, and it shall be the duty of the chairman, or, in case of his illness or absence from the Town it shall be the duty of the clerk of the council, or the clerk of the standing committee (if a special clerk shall have been appointed in that behalf) to summon a special meeting of the committee whenever requested in writing to do so by a majority of the members composing it.

64. A special or select committee may be at any time appointed on motion of a member of the council by a majority vote of the members of the council present at any meeting thereof, but no such special

or select committee shall be appointed unless and until notice thereof, specifying the matters to be dealt with by such committee, and the names of the members thereof, shall have been given at a previous meeting of the council.

55. Members of the council may attend the meetings of any of its committees, but shall not be allowed to vote; nor shall they be allowed to take part in any discussion or debate, except by the permission of the majority of the members of the committee.

Done and passed in council this 15th day of October, A.D. 1901.

## Cement Walks.

June 28th.1910.

	<u>Walks.</u>	<u>Curb &amp; Gutter.</u>
Lowest tender	19 $\frac{1}{2}$ ¢ ft	62¢ ft
(Davidson & Westaway)		

Dec 22nd.1910.

Frontage tax 14¢ per ft for 3005 lineal feet.

Jan 26th 1911. Comparative annual cost 6ft walks  
12.88¢ per foot.

	<u>Walks.</u>	<u>Curb &amp; Gutter.</u>
Estimated	25¢	60¢ 6 ft wide 1.98ft
Property owners share	8.586¢ per ft.	
Town	"	4.294¢ " "

July 15th 1911.

	<u>Walks.</u>	<u>Curb &amp; Gutter.</u>
Lowest tender	20¢	60¢
(Crown Paving Co.)		

June 13th.1912.

Lowest tender accepted. Forest City Paving Co.  
figures not given.

Feb 13th.1910.

10 $\frac{1}{2}$ ft walks.  
Frontage tax 21¢ per ft for 2348 feet

6 ft walks.  
Frontage tax 14¢ per ft for 3650 feet

10 $\frac{1}{2}$  ft walks. Gaetz Ave. N.  
Frontage tax 20¢ per ft for 1196 feet.

Oct 13th 1913. 10ft walks.

Frontage tax 20¢ per ft for 1130 ft.

6 ft walks.  
Frontage tax 14¢ per ft for 6052 ft



Cement sidewalks.

June 4th 1914. 5 ft walks.

Frontage tax 12 $\frac{1}{2}$  per ft for 1270 feet

6 ft walks.

Frontage tax 14 $\frac{1}{2}$  per ft for 1495 feet (Amended)

June 11th. 1914. 6 ft walks. As amended.

Frontage tax 14 $\frac{1}{2}$  per ft, for 849 feet.

1929 Block 34 4<sup>th</sup> Ave

Cost per foot 2<sup>06</sup>

Frontage Tax 10 years 6 $\frac{1}{2}$  28<sup>00</sup> per foot

1931 1<sup>st</sup> Ave East. Block 34 4<sup>th</sup> Ave N.

Cost per foot 1<sup>82</sup>

Frontage Tax 10 years 6 $\frac{1}{2}$  25<sup>00</sup> per foot

1931 2<sup>nd</sup> Ave E. Block 34 to 1<sup>st</sup> St S

Cost per foot 1<sup>84</sup>

Frontage Tax 10 years 6 $\frac{1}{2}$  23<sup>00</sup> per foot.

Cost of Front Curbing approx 27<sup>00</sup> m  
residential street

1934 1<sup>st</sup> St South cost per foot 1<sup>84</sup>

2<sup>nd</sup> Ave East Block 39

Cost 1<sup>87</sup>

Drawn

Catch basin frames 15 X 18

4

25

12.25

Culinary lamp works

17 X 20

6<sup>00</sup>

1928

12 X 20

4 25

7.50

## Regulations re use of City Hall

Nov. 28, 1912 Commissioners' Report.

(5) It will be necessary to establish regulations at once governing the use of the town hall. We believe that these should provide for the limitation of the use of the hall to strictly public purposes.

(Report adopted with amendments)

Nov. 13, 1913. Commissioners' Report.

(10) We have granted the use of the City Hall to the Horticultural Society for a meeting on the 20th. The mayor granted the use of the City Hall for a public meeting addressed by Mr. Cockshutt. We would ask that the Sect., -treas. procure information as to the regulations, fees etc. covering the use of such a hall in other municipalities in the west with a view to the placing the hall under by-law of the Council by which the commissioners would be governed in granting the use or lease of the same.

(Adopted).

Mar. 13, 1913. Commissioners' Report.

(14) We submit request of the Fire Brigade for the use of the town hall for the annual dance. The architect reported that it would be dangerous to the building to allow dancing in the ~~building~~ Hall and even a superficial inspection of the Council will show that to be so.

(adopted).

Jan. 27, 1916 Commissioners' Report.

(3) We recommend that in future the chairs in the City Hall be not loaned for any ~~purpose~~ reason whatsoever, where they have to be removed from the building. Nearly every time they have been loaned some have been returned broken so that at present there are very few left.



September 6, 1927. Minutes.

"That the City Council of Red Deer lease the Council Chamber to the Public School Board for \$25.00 per month till June 30, 1928 and supply ~~light~~ light and heat for the same and equip the room with storm sash, reserving the room for Council Meetings ~~when~~ where necessary.



Nov, 25, 1922 Commissioners' Report.

(1) We recommend that the same policy regarding the use of the City Hall be followed this ~~year~~ winter as for the past few years viz. that the use of the hall be allowed to local organisations such as have used it in the past, but that meetings of a religious or political nature or where admission~~x~~ is charged be not permitted in the hall without specific permission of the City Council. The following are some of the local organisations using the City Hall;—City Council, Board of Trade, Red Deer Band, Poultry Assn, Natural History Soc., Horticultural Soc., Memorial Com., U.F.A. Livestock Shipping Assn., Agricultural Short Course, Agricultural Soc., I?O?D.E., St. Andrews Soc., Baseball Club, Football Club, Hockey Club, Curling Club, Ladies Curling Club, Golf Club and other similar organisations, The U.F.A. use the hall for meetings regularly ~~xxx~~ and were requested ~~xx~~ not to use it for any political meetings and to the best of our knowledge this stipulation has ~~xxx~~ been observed by the U.F.A.

(Adopted).

Nov. 26, 1923 Minutes.

Motion by Ald, Galbraith,

"That the bann aganst the use of the City hall for religious and political meetings be lifted."

(Motion Lost).

Nov. 26, 1934. Minutes.

That the City of Red Deer agrees to let the City Hall to any political parties for committee or Executive meetings, but not for public meetings, on the same terms as it is presently let to other parties, it being understood that this applies to the Hall alone and not to the Council Chamber.

Dec. 16/46 Minutes.

Moved by Alderman Askin, Seconded by Alderman Knight that the Commissioner's be authorized to rent the City Hall to any local community organizations, to organizations emanating from the Provincial and Dominion Governments, and to the executives of Political Parties meaning thereby the local executives only, at no charge, and to local business organizations wishing to exhibit pictures, etc. of a combined educational and advertising nature for a daily minimum rate of \$10.00, these rates to apply to the Hall only, an additional charge of \$5.00 to be paid if the Council Chamber is to be used as well.

Carried.

Nov. 10/47 Minutes.

Moved by Alderman Galbraith, Seconded by Alderman McAfee, that the use of the City Hall be granted to any responsible group of people on application by ten ratepayers on any night the hall is available.

Carried.

*Revenue Debt*  
DEBT Floating Debt less  
 Debenture Debt. cash on hand & in bank.

1901.	
1902.	
1903.	
1904.	
1905.	
1906.	
1907.	
1908.	
1909.	
1910.	137,899.94
1911.	214,238.07
1912.	291,173.35
1913.	352,145.46
1914.	369,928.77
1915.	364,832.73
1916.	357,771.93
1917.	343,649.74
1918.	329,010.01
1919.	313,561.95
1920.	297,567.41
1921.	281,278.66
1922.	265,076.03
1923.	248,313.11
1924.	218,082.26
1925.	203,634.01
1926.	272,593.72
1927.	237,112.82
1928.	247,055.00
1929.	228,691.14
1930.	209,722.42
1931.	190,057.77
1932.	171,908.30
1933.	155,907.87
1934.	<del>155,907.87</del> 140,918.29
	<del>143,063.20</del>

69,378.07

30,342.19

66,983.10

80,282.04

69,640.39

59,730.04

98,322.14

80,148.64

92,442.46

106,308.82

107,966.54

126,985.07

131,260.03

118,379.34

115,633.71

107,508.23

96,697.47

Less Hos. Deb.

15,228.28

115,633.71

107,508.23

96,697.47

66,983.10

55,000.00

45,000.00

31,000.00

21,000.00

11,000.00

1,000.00



DEBT.

Total Debt

. 177,278.01

244,580.26

358,156.45

432,427.50

439,569.16

444,562.77

456,094.07 -

423,798.38

421,452.47

419,870.77

405,533.95

408,263.73

396,336.06

366,692.45

333,715.97 -

311,142.24

284,291.14 plus 61 days discount

" " " " 83,659.32

134,266.06

74,841.23

# DEBENTURE DEBT AS AT DEC. 31st, 1923.

Total Debenture debt

55 4993 094 82  
mills

## DEBENTURE DEBT AS AT DECEMBER 31st, 1925.

Total Debenture Debt .....		\$215,851.52
Less Waterworks .....	\$53,186.67	
Less Local Improvements .....	63,555.03	
Less Hospital .....	12,217.51	128,959.26

Net Debenture Debt ..... \$ 86,892.26

## SUMMARY OF DEBENTURE DEBT

Waterworks .....		\$ 53,168.67
Local Improvement—Property Share:		
Sewers .....	\$21,370.55	
Cement Walks .....	42,184.53	63,555.08
Local Improvement—City Share:		
Sewers .....	30,468.89	
Cement Walks .....	15,809.95	46,278.84
General:		
City Square .....	6,889.68	
Fire Hall .....	1,532.87	
Exhibition Grounds .....	11,625.75	
Parks .....	4,129.91	
Public Works .....	10,911.37	
Loss on Debentures .....	4,752.95	
Rink Site .....	770.89	40,613.42
Hospital .....		12,217.51
Total .....		\$215,851.52

## TREASURY BILL DEBT

Series A.1. .... \$60,000.00

Series A.2. .... \$47,000.00

Series A.1. is repayable \$10,000.00 principal per year and interest semi-annually. Series A.2. is repayable in 1931 with interest payable semi-annually.

# Debtenture Debt (cont)

Dec 31

	PRINCIPAL	INTEREST	TOTAL
1935	128 254. 43		
1936	114 858. 62		
1937	100 688. 28		
1938	85,698 60		
1939	71,250. 99		
1940	55,970. 23		
1941	40,423. 01		
1942	29,044. 22		
1943	19,808. 86		
1944	13,586 69		
1945	6 991. 21		
1946	nil		
1948	75000. 00	25,800.00	100,800.00
1949	172,200.00	64,230.50	236,430.50
1950	290,800.00	85,815.10	376,615.10
1951	544,060.53	176,864.97	720,925.50
1952	637,472.73	185,920.63	823,393.36
1953	1,338,723.24	413,761.94	1,752,685.18
1954	1,623,100.63	499,691.30	2,122,791.93



# DEBENTURE CALCULATIONS.

To calculate the amount of the installment for equal annual payment debentures.

e.g. S.-- \$1,000. at 4% to be repaid in 5 years

X.00- annual payment.

$$S-- X(1.04)^{-1} \text{ plus } X(1.04)^{-2} \dots X(1.04)^{-5}$$

$$\frac{X \text{ by } (1.04)^{-1}}{S(1.04)^{-1} - 1} = \frac{X(1.04)^{-2} + X(1.04)^{-3} + \dots + X(1.04)^{-6}}{S(1.04)^{-1} - 1}$$

$$S- S(1.04)^{-1} - X(1.04)^{-1} - X(1.04)^{-6}$$

$$S(1-1.04^{-1}) - X(1.04^{-1} - 1.04^{-6})$$

$$S - \frac{X(1.04^{-1} - 1.04^{-6})}{1-1.04^{-1}}$$

Multiply by ----- 1.04

$$\frac{1.04}{1.04} S - \frac{X(1-1.04^{-5})}{1.04 - 1} = X \frac{1-1.04^{-5}}{.04}$$

$$S--\$1,000 \times .04 -- X(1-1.04^{-5})$$

$$\frac{\$40.}{(1-1.04^{-5})} -- X -- \frac{40.}{1-.82192711} -- \frac{40}{.17807289}$$

$$S. -- \$224.63 \text{ Formula } X-- \frac{S}{1-1.04^{-N}} \text{ Int}^{-N}$$

Proof.

Year	Interest	Principal	Total	Balance of P.
1.	\$40.00	\$184.63	\$224.63	\$815.37
2.	\$32.61	\$102.02	\$224.63	\$623.35
3.	\$24.93	\$199.70	\$224.63	\$423.65
4.	\$16.95	\$207.68	\$224.63	\$215.97
5.	\$ 8.64	\$215.99	\$224.63	Plus .02

(OVER)

For semi annual payment of interest use  
 same formula but use  $\frac{1}{2}$  interest rate & double  
 the number of periods

e.g. \$1000 at 4% semi annual int.- 4 years

$$S = \frac{p \times i}{1 - (p/i)^n} = \frac{1000 \times .02}{1 - 1.02^{-8}} = \frac{20.00}{1 - .85349037} = \frac{20.00}{.14650963} = \$136.51$$

Proof:

	<u>Total</u>	<u>Int.</u>	<u>Price</u>	1000
6 mos.	136.51	20.00	116.51	883.49
1 yr.	"	17.67	118.84	764.65
18 mos.	"	15.29	121.22	643.43
2 yrs.	"	12.87	123.64	519.79
30 mos.	"	10.39	126.12	393.67
3 yrs.	"	7.87	128.64	265.03
42 mos.	"	5.30	131.21	133.82
4 yrs.	"	2.69	133.82	----
	<u>1092.08</u>	<u>92.08</u>	<u>1000.00</u>	

$$136.51 \times 8 = \$1092.08$$

METHOD OF CALCULATING NET COST OF MONEY  
FOR DEBENTURES

(1) Average Coupon Rate:

$$\frac{\text{Par Value of each Maturity X term X Coupon}}{\text{Par Value X term}}$$

(2) Average Term:

$$\frac{\text{Par Value of each Maturity X term X Coupon}}{\text{Par Value X Term}}$$

Method

(a)  $\frac{\text{Premium over par}}{\text{Average term}}$  or  $\frac{\text{Discount under par}}{\text{Term}}$

(b) Average coupon rate-(a) or Average coupon rate  
+ (a)

(c)  $\frac{\text{Price offered} + 100}{2}$

(d)  $\frac{(b)}{(d)} = \text{Average net cost of money}$

E.g. \$100,000 ÷ 3.5%. 20 yr. deb. @ \$100.60  
Average term 11.613 yrs.

(a)  $\frac{.60}{11.613} = .0517$

(b)  $3.50 - .0517 = 3.4483$

(c)  $\frac{100.60 + 100}{2} = 100.30$

(d)  $\frac{3.4483}{100.30} = .03438\% \text{ or } \underline{\underline{3.438\%}}$



# Debuture Sales

1948. \$75000 - 3% - \$98.66 Imp Bank

average net Int Rate 3.461%

1949 100000 3.5% \$100.60 Wood Kennedy

average net Int Rate. 3.421%

1950 125000 2% 100. Prov Govt.

1951 130000 2% \$100. Prov Govt

135000 4½% 100.31 for Richardson

JAN 10 1951

RATES TO BE CHARGED FOR EQUIPMENT RENTAL

	For City Projects Plus Operator	For Public Rentals Incl. Operator
Bulldozer	\$ 2.00 per hr.	\$ 5.00 per hr.
Grader	2.00 " "	5.00 " "
Gravel Crushing Plant	7.00 " "	
Mechanical Shovel	4.00 " "	10.00 " "
Trucks	1.75 " "	3.25 " "
Sprinkler	2.00 " "	3.00 " "
Asphalt kettle & jeep	1.50 " "	3.00 " "
Jeep & Snow plow	1.50 " "	3.00 " "
E.L. Thawing machine	1.00 " "	3.00 " "
Jeep	.75 " "	1.50 " "
New Grader	2.50 " "	6.50 " "
Jack Hammer	2.00 " "	4.50 " "
Concrete Mixer	.05 per bag	.05 per bag plus \$1 per hr.
Loader	2.50 per hr.	7.00 per hr.
London 4" pump	1.50 " "	3.50 " "
London 2½" pump	.75 " "	2.00 " "
Joyce pump	.75 " "	2.00 " "
Road Roller	2.50 " "	4.00 " "
Baler	.75	2 "

# RATES TO BE CHARGED FOR EQUIPMENT RENTAL

	For City Projects plus operator	For Public rentals incl. operator
Bulldozer	2.00 per hr.	5.00 per hr
Grader	2.00 " "	5.00 " "
Gravel Crushing plant	7.00 " "	
Mechanical shovel	4.00 " "	10.00 " "
Trucks	1.75 " "	<del>3.00</del> " "
Sprinkler	2.00 " "	3.00 " "
Asphalt kettle & jeep	1.50 " "	3.00 " "
Jeep & Snow plow	1.50 " "	3.00 " "
E.L. thawing machine	1.00 " "	<del>2.00</del> " "
Jeep	.75 " "	1.50 " "
New Grader	2.50 " "	<del>6.00</del> " "
<i>Jack Hammer</i>	<del>2.00</del>	<del>4.50</del>
<i>Concrete mixer</i>	5 <sup>9</sup> per Bag	5 <sup>9</sup> per Bag plus 1 <sup>00</sup> per hr.
<i>Loader</i>	2. <sup>50</sup>	7 <sup>00</sup> per hr
<i>Loadm 4" pump.</i>	1. <sup>50</sup>	3. <sup>50</sup>
<i>" 2 1/2" pump.</i>	1. <sup>75</sup>	2. <sup>00</sup>
<i>Jagzu "</i>	75'	2. <sup>00</sup>
<i>Shank "</i>		



## Electricity Costs.

To find annual KVA cost divide  
existing demand KVA into total annual  
cost of power. = annual KVA power cost.  
or.

divide existing demand KVA into total  
annual expenditures on income etc.  
= annual KVA total cost.

e.g. 1934. power cost = 14,581.20

KVA = 280

KVA power cost \$ 52.07

or. 1934 Expenditures.

(less Dep. Dep. Interest & Debt Prin) 23,353.03

KVA = 280.

1934 KVA total cost. 83.40

Cost per KW. for 1934.

Total Cost of operation as per Bell Sheet 35,404.94

KW. sold to Customers - 626,233 kWh

" used for pumping 66,000 kWh

" " street lighting 61,200.

as per Est. Oct 24 - 1927 753,433 "

753,433. kWh cost. 35,404.94

1 " " 4.7.

1935

Power cost. 21,513.20

KVA = 330

per. KVA. power cost \$ 65.19

1935 Exp (less Dep. Interest & Debt Prin) ~~32,897.72~~ 32,168.87

KVA. 330 or ~~99.69~~ 97.48 per KVA

1935 KW. cost. (over)

Per K.W.N. Cost. 1935

Cost operation & Dept	36	879.67
K.W.N. sold to Crestview	634	992
" used for pumping	80	800
" " street lighting	61	200
		<u>776.992</u>

776.992 - Cost 36.879.67 - 4.74.4

1936 Power factor in Red Deer lines 85%



# Electric Light Pole.

Pole. 30'. 7" Top.		Quantity
75' poles c Bruce.	4 <sup>00</sup> each -	9489
75' Treated W&Vener	2 <sup>98</sup>	9716
Total	6 <sup>98</sup>	



# City Employees.

A.T. Stephenson .Commissioner, Secretary-Treas.  
 Assessor, Collector, Building  
 Inspector, Secretary Local  
 City duties. Board of Health.

Other duties Secretary-Treasurer Hospital  
 and Board of Trade.

Entered employ of city July 1908.

Salary 1909	1,200.00
1910	1,600.00
1911	1,800.00
1912	2,500.00
1913	2,500.00
1914	2,000.00 not assessor
1915	2000000000
1916	1,800.00
1917	2,000.00
1918	2,200.00
1919	3,000.00
1920	3,000.00
1921	3,000.00
1922	
1923	2,760.00
1924	2,760.00
1925	2 760 00

A.G. Ayres. Entered employ of City 1909.

1910	720.00
1911	900.00
1912	1,080.00
1913	1,200.00
1914	1,200.00
1915	1,080.00
1916	1,020.00
1917	1,140.00
1918	1,320.00
1919	1,320.00
1920	1,620.00
1921	1,620.00
1922	1,620.00
1923	1,620.00
1924	1,620.00

City employees.

A. Taylor Fire Chief.

Entered employ of city 1909.

1910	720.00
1911	780.00
1912	780.00
1913	840.00
1914	900.00
1915	900.00
1916	1,070.00
1917	1,140.00
1918	1,340.00
1919	1,340.00
1920	1,620.00
1921	1,620.00
1922	1,560.00
1923	1,560.00
1924	1,560.00
1925	1,560.00
1926	1,560.00
1927	1,680.00

T. E. Harvey entered employ of City 1911  
Driver in 1914

1915	840.00
1916	840.00
1917	1,000.00
1918	1,200.00
1919	1,200.00
1920	1,440.00
1921	1,440.00
1922	
1923	
1924	

Roy Jones. Entered employ of City 1915

1916	840.00
1917	1,020.00
1918	1,200.00
1919	1,520.00
1920	1,440.00
1921	1,560.00
1922	
1923	
1924.	

## EXPENDITURES.

General expenditures. Debenture expenditures.

1901.		
1902.		
1903.		
1904.		
1905.		
1906.		
1907.		
1908.		
1909.		
1910.	19,227.48	11,936.05
1911.	26,035.77	14,738.79
1912.	32,261.84	19,569.66
1913.	40,873.87	25,977.92
1914.	39,444.64	33,403.51
1915.	47,020.88	34,884.42
1916.	34,169.44	33,386.90
1917.	36,436.55	33,768.51
1918.	35,335.84	33,768.46
1919.	41,505.05	33,459.36
1920.	50,896.13	33,459.98
1921.	48,151.80	32,869.60
1922.	48,499.08	31,882.56
1923.	44,636.73	29,831.42
1924	47,864.27	29,500.52
1925		27,443.86
1926	43,494.94	
1927		
1928		



Public School EXPENDITURES. Separate School. Total.

12,950.00	350.00	44,463.52
13,568.82	300.00	54,643.38
20,557.00	475.00	72,863.50
27,605.45	626.30	95,083.54
31,685.08	554.98	105,088.21
22,326.02	810.19	105,041.52
21,247.79	800.00	89,604.13
21,661.11	900.00	92,766.17
22,340.72	850.00	92,295.02
25,384.50	800.00	101,148.91
35,105.82	1000.00	120,462.03
45,443.94	1600.00	128,065.34
32,671.83	1000.00	115,053.47
32,132.21	1000.00	107,600.36
31,405.00	800.00	109,529.79
30,450.00	800.00	
29,020.00		99,920.50

3253694

# Transformers Canadian General

2 KW	50 20	
3 KW	54 70	
5 KW	70 80	98 00
7 1/2	84 20	111 30
10	98 15	134 00
15	130 60	175 00
25	188 35	248 00
37 1/2	237 70	350 00
50	293 00	

J. G. B. Calgary

prices include oil & hangers

cut out 3<sup>00</sup> pair extra

20.00 10 days

Lamps

3.00 1.000, 01

3.00 1.000, 02

4.00 1.000, 03

10.000, 01

20.000, 02

20.000, 03

20.000, 04

20.000, 05

20.000, 06

20.000, 07

20.000, 08

20.000, 09

20.000, 10

20.000, 11

20.000, 12

20.000, 13

20.000, 14

20.000, 15

20.000, 16

# Electric Light Profit

1928.	-	11 276.17
1929		14 087.98
1930		11 645.62
1931		10 208.88
1932		10 919.20
1933.		10 283.02
1934		7260.24

Total. 75:681.11 - } average 7 years  
\$10.811.58.

1935. 8988.63

1936

~~2651.32.~~

2651.32. Loss

1937 15 347.93

1938 15,806.58

1939 18,543.13

1940 21,405.91

1941 30,425.72

1942 35,164.99

1943 48,862.04

1944 60,994.79

1945 43,357.60

1946 32,209.92

1947 33,584.70

1948 63,696.09

1949 73,382.82

1950 74,223.72

1951 106,330.92

1952 110,700.39

1953 114,042.10

1954 132,444.98

1955 130,843.82

1956 113,043.36

1957 117,226.23



# Annual Fire Losses

1908 -	\$ 1175.	1935 -	\$ 730
1909.	\$ 1350	1936	\$ 508
1910	\$ 1415.	1937	\$ 449
1911.	\$ 1275.	1938	\$ 1690
1912	\$ 1307.	1939	\$ 1165'
1913.	\$ 858.	1940	\$ 3180
1914	\$ 2330.	1941	\$ 8165'
1915.	\$ 800.	1942	\$ 16541
1916	\$ 520.	1943	\$ 1414.
1917	\$ 65.	1944	\$ 4362.
1918.	\$ 2337	1945	\$ 2125.
1919.	\$ 1009.	1946	\$ 27590
1920	\$ 946.0	1947	\$ 30.125'
1921	\$ 1130	1948	\$ 18.270
1922	\$ 4627.	1949	\$ 53,846.78
1923	\$ 19,268	1950	\$ 3495.
1924	\$ 8025.	1951 -	\$ 18.237.
1925.	\$ 12000	1952	\$ 10,942.46
1926	\$ 5000	1953	\$ 8,975
1927	\$ 32.062	1954	\$ 283,199.00
1928	\$ 2675.		
1929	\$ 565		
1930	\$ 35.640		
1931	\$ 1010.		
1932	\$ 53		
1933.	\$ 800		
1934	\$ 2350		

# Financial Statistics - City of Red Deer.

	Debenture Debt.	Bank Debt.	Treasury Bill	Total	Net Assessment	Mill Rate
1914	371,377.92			371,377.92	3,747,960	16
1915	<del>367,501.56</del>			<del>367,501.56</del>	<del>3,459,211</del>	<del>18</del>
1916	360,611.08		55,000	415,611.08	3,134,710	20
1917	343,449.74		72,034.65	415,484.39	2,945,770	22.5
1918	<del>329,010.01</del>		71,500.	400,510.01	2,620,670	25
1919	313,561.95	59,274.65	129,750.	502,586.60	1,804,240	30
1920	297,567.41	35,725.00	90,000.	423,292.41	1,749,760	40
1921	<del>281,278.</del>	<del>31,990.</del>	<del>79,000.</del>	<del>392,268.00</del>	<del>1,605,850</del>	<del>46</del>
1922	265,076.03	12,500.	117,000.	394,576.03	1,703,000	65
1923	233,084.83	17,800.	107,000.	357,884.83	1,645,765	60
1924	231,845.23	16,300.	89,000.	337,145.23	1,517,895	58
1925	215,851.52	18,000.	77,000.	310,851.52	1,440,560	58
1926	284,811.23	-	69,000.	353,811.23	1,319,540	56
1927	265,981.01	-	66,000.	331,981.01	1,325,632	54
1928	247,085.00	-	55,000.	302,085.00	1,261,420.	55
1929	228,691.99	Cr. (30,566.91 )	45,000.	273,691.99	1,323,860	55
1930	209,722.12	Cr. (34,008.05 )	36,000.	245,722.12	1,379,655	50
1931	190,057.77	(24,374.51 )	31,000.	221,057.77	1,379,686	49
1932	171,908.30	(20,530.52 )	10,000.	181,908.30	1,380,131	47
1933	155,907.87	(32,611.56 )	10,000.	165,907.87	1,376,075	44
1934	140,918.29	(31,809.85 )	7,000.	147,918.29	1,361,445	41
1935	128,254.43	(36,895.37 )	7,000.	135,254.43	1,357,115	41
1936	114,856.62	(27,363.12 )	-	114,856.62	1,381,883	40



# Fire Siren

Sold by W.S. Darby & Co.  
2810. Washington Blvd.  
Chicago.

"97. Peerless Champion double head  
5 H.P. Siren. for 3 phase 60 cycle  
220 Volt ac. - complete with 60 amp  
switch & cut out box.

Cost - Siren	295.
CY E.	16.80
Dub's	92.40
Freight	24.45
	<hr/> 428.65

Installed June 1929

Fire Dept. Rate 7 per

1<sup>st</sup> for 1st hour

2<sup>nd</sup> for succeeding hours

50¢ each practice or silent call.



# Fire insurance Key notes

Res. Bldg	70	60
Fire Loss	75	
W. L. Bldg	80	
Calgary		55
Edmonton		

## Freight rates Coal

Michal	2 <sup>70</sup>
McGillivray	2 <sup>60</sup>
Comstock	2 <sup>00</sup>
Northey	2 <sup>00</sup>
Saunder	2 <sup>00</sup>
Remant	1 <sup>90</sup>
Andley C.P. Ry	2 <sup>00</sup>
Andley C.N. Ry	1 <sup>50</sup>

Calgary	55
Edmonton	50
Lehigh	60
Medicine Hat	60
Res. Bldg	60

Five Limits  
Reg. Law no 495

Limit A all Blocks 5 8 9 10 11 12

17 18 19 20

20s 14 11 Block 13 14 15 16

Limit B 20s 12 13 39 Block 16

20s 12 20 Block 28

Garages & Stables

minutes April 25<sup>th</sup> 1921 Page 157

That pending the revision of the building by laws the building inspector be instructed not to issue building permits for stables or garages to be built within 30 feet of any existing building unless the written consent of the owners of all buildings affected be submitted.



S. Power, appointed Inspector  
Building & Planning Permit.

Planning Department

100 per inspection reference 2

no 2 system

Building Department

$\frac{1}{10}$  1% of Value Yearly up to  
\$10,000 - over 10,000:  $\frac{1}{20}$  1% in  
minimum fee: 100

There for the paid for Bonds:

Arch. page 88 minute 1934

✓  
List of Mayors of North  
Red Deer

1915-1916	P.E.Kent
1916-1922	A.Durand.
1922-1924	W.W.Webb.
1924-1925	A.M.Donnelly.
1925-1929	Wm.Roberts.
1929-1936	F.C.Michel.
1936-1946	P.B.Jarvis.
1946-1947	J.E.Green.



Nov 1957

## Mother's Allowance Rate

	Base	C.L.B
Widow & 1 child.	40	10
" 2 "	60	10
" 3	75	10
" 4	85	10
" 5	95	10
" 6	105	10
" 7	115	10
" 8	125	10
" 9	135	10

Widow can qualify for the maximum amount providing that she does not have an income, or its equivalent in excess of \$1200. per annum. In cases where a woman has an income in excess of this amount the allowance will be reduced accordingly.



December 1, 1951 - Mother's Allowance

	<u>Basic</u>	<u>C.L.B.</u>
Woman with 1 child	\$ 40.00	\$ 10.00
Woman with 2 children	60.00	10.00
Woman with 3 children	75.00	10.00
Woman with 4 children	85.00	10.00
Woman with 5 children	95.00	10.00
Woman with 6 children	105.00	10.00
Woman with 7 children	115.00	10.00
Woman with 8 children	125.00	10.00
Woman with 9 or more	135.00	10.00

JUNE 15, 1954

MOTHERS' ALLOWANCE

Assistance: Scale of payments now in effect is:

Woman with one child, whose outside income is not in excess of \$120 per annum.....	\$ 60 per month
Woman with one child (in other cases).....	50 per month
Woman with two children.....	70 per month
Woman with three children.....	85 per month
Woman with four children.....	95 per month
Woman with five children.....	105 per month
Woman with six children.....	115 per month
Woman with seven children.....	125 per month
Woman with eight children.....	135 per month
Woman with nine children.....	145 per month

(Any woman may earn up to \$1,200 a year without affecting the amount of the allowance to which she may be entitled.)

These figures include a special payment made by the Province. Of the remainder, the Alberta Government pays 80 percent and the municipality of residence pays 20 percent. In addition, medical and hospital services are paid solely by the Alberta Government.

Requirements: Assistance is available to widows and other classes of women described in the Mothers' Allowance Act. Must have children under 16 years of age, or under 18 years of age if attending school and making satisfactory progress.

1945

Mother Pension Rate

Widow. & 1 child.	35 <sup>00</sup>
" " 2 children	50
" " 3 "	60
" " 4 "	70
" " 5 "	78
" " 6 "	85
" " 7 "	90
" " 8 "	95
" " 9 or more	100.



# Gasoline & Oil purchases & Nov. 1. 1938.

Leyas

~~20.00~~  
~~16.29~~  
 14.19 ✓  
 129.00 ✓  
 14.82 ✓

---

N. Star

~~27.93~~  
 14.19 ✓  
 20.97 ✓  
 21.44 ✓  
 14.19 ✓  
 102.26 ✓  
 12.02 ✓  
 20.65 ✓  
 13.59 ✓

Imperial

20.96 ✓  
 20.97 ✓  
 14.57 ✓  
 15.48 ✓  
 19.98 ✓  
 116.09 ✓

Brit. American Can. Oil

~~106.01~~  
~~14.19~~  
 20.97 ✓  
 96.75 ✓  
~~21.45~~  
 19.98 ✓  
 24.03 ✓

14.19 NW

158.01

219.31

208.05

137.10

124.96



- Jan 20. 1937

Brick Curran Canadian Oil

purk.  
 2687  
 40.13  
 365  
 8232

9297  
 1785  
 11082

purk.  
 2232  
 41.66  
 16536  
 1584

245.18  
 1639  
 26157

Dee-see-see Oil products

disposal

Pulse

2481  
2232

184  
183

177.67

228.5

Wile  
1639  
1490

312  
259

N. Star

Pulse 4002

3172  
12337

-2142

2232  
1490

3722

\$253.33

Texas

Pulse

1639  
325

149.

16864

1490  
1584

30.74

Texas  
199.34

PAVING STATISTICS.

Year	Block	Plan	Thickness of Paving
1938	17-18	H	3.8"
1940	9-11		
	16-19	H	4.05"
	Tennis Court		2.5"
	Lane Eatons		3.4"
	Land J.R.Jones		2.5"



# Cost per square yard

Surfacing	Seal Coat	Total
60.8¢	9.4¢	70.2¢
62.3¢	6.8¢	69.1¢
35.5¢	5.7¢	41.2¢
54.8¢	6.6¢	63.4¢
33.2¢	7.7¢	40.9¢

# Dominion Census 1931

Calgary,	83,761	Stoney Plain	497
Edmonton	79,197	Three Hills	471
<del>Lethbridge</del>	<del>13,489</del>	<del>Big Valley</del>	<del>355</del>
Medicine Hat	10,300	Hardisty	428
Drumheller	2,987	Youngstown	372
Red Deer	2,344	Granum	329
Wetaskiwin	2,125	Bow Island	314
Banff	2,519	Staveley	303
Raymond	1,849	Carmangay	279
Coleman	1,704	Grouard	261
Cardston	1,672	Irvine	234
Vegreville	1,659	Diamond City	119
Blairmore	1,629		
Edson	1,547	North Red Deer	318
Hanna	1,490	Alix	241
Grand Prairie	1,464	Blackfalds	84
High River	1,459	Bowden	233
McLeod	1,447	Delburne	193
Taber	1,279	Eckville	169
Vermilion	1,270	Elnora	153
Lacombe	1,259	Penhold	125
McGrath	1,224	Rocky Mountain H	646
Redcliffe	1,192	Sylvan Lake	416
Claresholm	1,156	Trochu	506
Wainwright	1,147	Bentley	233
Beverley	1,111	Clive	215
Olds	1,056	Millet	300
Innisfail	1,024	Rimbey	304
Pincher Creek	1,024	Acme	234
Fort Saskatch	1,001	Carbon	355
Leduc	900	Cochrane	293
Peace River	864	Turner Valley	656.
Ponoka	836	<i>Cananda</i>	2233
Sf Albert	825	<i>Caston</i>	634
Vulcan	803	<i>Dargelma</i>	404
Didsbury	801	<i>Shinton</i>	1219
Okotoks	760		
Nanton	739		
Coronation	738		
Brooks	708		
Bassano	615		
Athabaska	573		
Mannville	570		
Strathmore	523		
Gleichen	514		
Tofield	500		



497	Calgary	83,761	Stoney Plain
471	Edmonton	79,197	Three Hills
443	Regina	57,400	Big River
428	Winnipeg	50,300	Hartney
415	Brandon	47,387	Yongsgate
397	Weyburn	44,344	Clonville
385	Swift Current	42,185	Bow Island
374	Wetaskiwin	41,819	Stavelay
363	Bentley	41,849	Carmanagay
359	Raymond	41,704	Gronow
351	Coleman	41,673	Irving
341	Cardston	41,659	Diamond City
334	Vernerville	41,629	
319	Blairmore	41,547	North Red Deer
318	Edson	41,490	Alix
311	Hanna	41,464	Blackfalds
304	Grand Prairie	41,459	Bowden
293	High River	41,447	Delburne
283	Woodbush	41,379	Beckville
279	Tabor	41,270	Elmora
269	Vermilion	41,259	Penhold
263	Assiniboia	41,234	Rocky Mountain H
246	North	41,193	Sylvan Lake
241	Redcliffe	41,156	Trochu
236	Clarksburg	41,147	Bentley
233	Wainwright	41,111	Clive
216	Beverly	41,066	Willet
209	Orla	41,024	Rimby
204	Lamont	41,024	Acme
204	Pitcher Creek	41,001	Carbon
203	Fort Saskatchewan	40,000	Goehrs
203	Lebanon	40,000	Turner Valley
203	Pace River	40,000	
203	Ponoka	40,000	
203	St. Albert	40,000	
203	Vulcan	40,000	
203	Drumhury	40,000	
203	Okotoks	40,000	
203	Nanton	40,000	
203	Coronation	40,000	
203	Brooks	40,000	
203	Assano	40,000	
203	Atkins	40,000	
203	Wainville	40,000	
203	Blairmore	40,000	
203	Gleichen	40,000	
203	Torfield	40,000	

428 1929 260 43 2

397 1913 200 49 5



# Red Deer Dominion census.

1901	323
1906	1418
1911	2118
1916	2203
1921	2323.
1926	2024
1931	2384
1936	2384.
1941	2846 2924
1946	<del>2924</del> 4042

April 26<sup>th</sup> 1930

no of families	620
no of dwellings	580
average per family	4.25
no home owners	381
no renters	199

1951	7575
1953	9,164
1954	10,789
1955	11,688
1956	12,760
1957	13,580

# Per Capita Statistics.

	<u>1921</u>	<u>1922.</u>
Population <sup>1</sup>	2323	
Assessment. <sup>1</sup>	928.90	
Taxes Levied <sup>1</sup>	54.95	
Current taxes collected	33.72	
Debenture debt <sup>1</sup>	121.08	
Floating debt	54.67	
Total debt	175.75	
Revenue Assets	97.15	
Revenue receipts	65.76	
Revenue expenditures	55.13	
General expenditures	20.73	
Debenture expenditures	14.15	
School expenditures <sup>1</sup>	19.56	

# Per Capita Statistics.

1923.      1924.      1925.      1926.

2323

\$678.86

54.30

36.39

106.89

54.90

161.79

132.48

65.89

46.32

19.21

12.84

14.27

620.13

48.10

34.05

87.65

46.29

133.94

57.98

45.90

1310



# Public School

		Paid	Collected	Balance
Paid School Board	1924	31,405	29,669.62	1,735.38
	1925	30,456	29,652.41	797.59
	1926	27,020.00	27,637.12	1,362.88
"	1927	29,848.93	27,249.55	2,673.58
"	1928	32,536.98	31,698.40	838.58

Public School Levy 1927 18.31

Levy

In City	30,089.22	24,373.47	80%
Outside City	5,099.17	3,044.60	60%
	35,188.39	27,418.07	77 1/2%

Public School 1931

Collected from City	33,294.85
outside	3,308.99
Total	36,603.84
Paid School	37,250.00

0. <sup>24.2</sup> ~~no. of Ratepayers~~

1942 -

633.

1944

647

JUNE 15, 1954

## **OVER 70 YEARS OF AGE**

### Old Age Security:

Pension: \$40 a month paid by the Government of Canada. Requirements: Age of 70 years or over. Must be a resident of Canada for 20 years or its equivalent. This is a universal pension without a means test. An application for this form of pension should be made to the Regional Director, Old Age Security, Mercantile Building, Edmonton.

## **65 - 69 YEARS**

### Old Age Assistance:

Assistance up to \$40 a month provided on a 50-50 basis in agreement with the Government of Canada and the Government of Alberta. Full cost of administration is borne by the Province.

Requirements: Between the ages of 65 and 69 years and must be a resident of Canada for 20 years or its equivalent. This assistance is granted under a means test. Full cost of administration is borne by the Province.

## **BLIND PERSONS ALLOWANCE**

An allowance up to \$40 a month, 75 percent of which is recoverable from the Government of Canada.

Requirements: Must have attained the age of 21 years and resided in Canada for ten years or its equivalent. The allowance is granted under a means test. Full cost of administration is paid by the Alberta Government.

## **SUPPLEMENTARY ALLOWANCE**

An allowance up to \$15 a month is paid to those recipients of Old Age Security who formerly were awarded a pension under the former Old Age Pensions Act. It is also available to other recipients of Old Age Security under a means test to persons who have resided in Alberta for the greater portion of the three years immediately prior to the date they were awarded Old Age Security. It is also awarded to recipients of Old Age Assistance under a means test who have resided in Alberta for the greater portion of the three years immediately prior to the date they were awarded the assistance. Those receiving the Blind Persons Allowance may also receive a Supplementary Allowance under a means test if they have resided in the Province for the greater portion of the three years immediately prior to the date they were awarded the allowance.

The entire cost of this allowance is paid by the Province.

## **WIDOW'S PENSION**

A pension up to \$40 a month is available under a means test to a widow between ages of 60 and 64 years inclusive who has resided in Canada for 20 years or its equivalent and in the Province for the greater portion of the three years immediately prior to the date of application. The full cost of this pension is paid by the Province.



JUNE 15, 1954

### DISABLED PERSONS' PENSION

Pension: Up to \$40 a month may be paid to a person suffering from a chronic or mental disability of at least 12 months' duration if such disability prevents him from accepting gainful employment. Must be a resident of Alberta for the ten years immediately preceding the date of application and must have attained the age of 21 years. This pension is granted under a means test and the entire cost is assumed by the Province. A person who is already receiving a Mother's Allowance, a Widow's Pension, a Blind Person's Allowance or Old Age Assistance is not eligible for this pension.

### HOSPITALIZATION AND TREATMENT SERVICES

A person who is granted assistance under The Old Age Assistance Act, an allowance under The Supplementary Allowances Act, an allowance under The Mothers' Allowance Act or a pension under The Widows' Pensions Act or who receives Old Age Security if his total income is less than \$1,000 as a single person or \$1,500 as a married person may be provided with hospitalization and treatment services at the expense of the Province. Such services include public ward accommodation in a hospital together with necessary drugs, dressings, X-ray and orthopaedic treatments while in hospital; dental services and half the cost of new dentures; treatment by eye specialist, glasses, and special services as approved by the Director of Hospital Services.

### APPLICATIONS

With the exception of the Old Age Security all applications and enquiries for these forms of assistance should be made to the Superintendent of the Pensions Branch, Department of Public Welfare, Edmonton. ●

# Relief

## Mothers' Allowance

Jan 1933	Per month	<sup>Jan</sup> 1934	City's share
Lucy Goring	22.50	20 <sup>00</sup>	11.25
Josephine Hanna	45.00	40 <sup>00</sup>	22.50
Isabella Fisher	18.00		9.00
Betsy Gerrard	50.00	30 <sup>00</sup>	25.00
			67.00

## Old Age Pensions

Jan. 1933	Per Month	<sup>Jan</sup> 1934
Mrs. W. Hughes	9.00	9 <sup>00</sup>
Thos. Hodgson	20.00	15 <sup>00</sup>
Mrs. M. Stephenson	20.00	20 <sup>00</sup>
Mrs. Sophia Bean	20.00	20 <sup>00</sup>
Mrs. Eliz. Hope	15.00	15 <sup>00</sup>
Joshua Thompson	10.00	10 <sup>00</sup>
Mrs. Sarah Payne	20.00	20 <sup>00</sup>
Mrs. S. Gillis	20.00	20 <sup>00</sup>
<del>Mrs. Sophia Inggs</del>	<del>20.00</del>	
Jos. A. Steele	20.00	20 <sup>00</sup>
Mrs. C. Mackenzie	20.00	20 <sup>00</sup>
Mrs. N. Christenson	20.00	20 <sup>00</sup>
Fred Krause	20.00	20 <sup>00</sup>
<del>John Hone</del>	<del>20.00</del>	
Mrs. E. Currie	7.00	7 <sup>00</sup>
John McVicar	20.00	20 <sup>00</sup>
Mrs. Matilda Patton	20.00	20 <sup>00</sup>
<i>Mrs. Hodgson</i>		15 <sup>00</sup>
Total Number	16	
<i>a. H. Smith</i>		15 <sup>00</sup>
<i>Mrs. Clement</i>		20 <sup>00</sup>
<i>John Knappe</i>		375

# Direct Relief

Jan. 1933

Per month

Thos. Haigh	11.00
E. A. Brown	16.00
E. A. Rutherford	14.00
Mrs. A. Dous	14.00
A. Cobetto	18.00
B. F. Krause	17.00
Roy Huget	12.00
Mrs. Coram	10.00
John Phillips	8.50
Mrs. J. Grant	9.50
Fred Castle	12.00
R. S. Thompson	17.00
John Lunnev	11.00
Albert E. Sandercock	11.00
Walter Huget	10.00
Walter Jacobson	11.00
Clarence Bawtinheimer	13.00
Geo. Mackie	11.00
Walter Sandercock	11.00



# Receipts

# Disbursements

1932 1933 1934 1935

Jan	9740.66	7515.21	5921.33	5068.58
Feb	6500.19	6997.31	9671.13	9418.94
Mar	15230.90	12552.29	10188.12	8527.51
Apr	46271.72		13947.94	
May	23943.30		14529.01	
June	7572.04		14124.88	
July	7906.17		18476.81	
Aug	4940.70		6665.33	
Sept	6224.46		6765.69	
Oct	6933.56		29427.94	
Nov	6261.14		9035.02	
Dec	11287.52		14479.44	

Revenues.	<u>Revenues.</u>	Expenditures.
-----------	------------------	---------------

1901.		
1902.		
1903.		
1904.		
1905.		
1906.		
1907.		
1908.		
1908.		
1910.	43,420.42	44,463.53
1911.	54,958.92	54,643.38
1912.	73,139.72	72,863.50
1913.	96,256.93	95,083.54
1914.	104,403.46	105,088.21
1915.	104,016.38	105,041.52
1916.	104,443.56	89,604.13
1917.	107,635.72	92,766.17
1918.	102,870.07	92,295.02
1919.	109,111.29	101,148.91
1920.	144,899.16	120,462.03
1921.	152,771.91	128,065.34
1922.	157,387.21	115,053.47
1923.	153,068.49	107,600.36
1924	148 380 55	109 564 79
1925	134 683 81	106 631 20
1926	117,514.07	99 960 80
1927		
1928		
1929	110 450.65	106 833 19
1930	118 012.60	113 842 51
1931	112 928.88	101 663 47
1932	108.068.14	86 003 14
1933	99 819.24	79 419.62

# REVENUES.

Surplus.

Deficit.

372.24

648.46

1821.85

1043.11

1137.10

111.96

14,839.43

14,869.55

10,575.05

7,962.38

24,437.13

24,706.57

42,333.74

45,468.13

38,810.76

28,052.61

17,563.27

3617.46

4170.09

11265.41

22,065.00

20399.62



# Revenues (Cont)

	Revenue	Expenditure
1934	88104.44	82805.04
1935	82944.98	88092.29
1936	79215.09	92199.60
1937	78561.69	93018.76
1938	79251.81	98.845.47
1939	77252.05	98976.44
1940	79.837.85	98,676.75
1941	79212.45	112001.31
1942	84.027.78	117.815.77
1943	84.448.00	121.774.40
1944	85,108.39	132,573.28
1945	92,183.57	174,932.94
1946	127,340.75	219,337.72
1947	151,617.83	248,474.77
1948	206,124.42	345,211.09
1949	272,308.80	488,435.99
1950	339,457.67	471,716.37
1951	403,476.62	528,168.69
1952	476,352.26	671,106.60
1953	708,417.49	876,987.19
1954	916,041.29	1,051,702.10
1955	1,133,273.24	1,142,986.58
1956	1,324,425.04	1,407,973.80
1957	1,571,819.45	1,652,230.44

Surplus

Deficit

5299.40

5147.31

12984.51

14457.07

19848.47

21724.39

18838.90

32788.86

33787.99

37326.40

55430.54

82744.27

91997.65

88856.94

137036.67

216127.19

132253.70

124692.07

174754.34

168569.70

135660.31

9713.34

85548.76

60460.99

COSTS OF SEWER AND WATER CONNECTIONS: 1948

1. The costs of installing sewer and water in the City are based on the following rates for labour:

Combined sewer and water		- on non-paved streets	- 55¢ per foot	(based on the length of sewer trench)
"	"	"	"	"
"	"	- on paved streets	- 65¢	do
Sewer Alone		- on non-paved streets	- 71¢	do
"	"	- on paved streets	- 85¢	do
Water Alone		- on non-paved streets	- 45¢	from property line to house.
"	"	- on paved streets	- 55¢	do

2. Plus material used as follows:

4" tile - 35¢ per foot  
 6" tile - 45¢ per foot  
 4" Comp. - "No Corrode" - 35¢ per foot

3/8" Copper - 30¢  
 1/2" " - 50¢  
 1" " - 60¢

3/4" A314 - \$1.10  
 1" " - 1.45  
 1 1/2" " - 1.65

1" A319 - \$1.55  
 1 1/2" " - 1.80  
 2" " - 2.15

3. Plus Supervision - \$2.00



# Cost of Current Prints in Sewer Pipe

## Sewer Construction Costs

Current (1 current, 2 sand mittens)

18" pipe, 20' diam, 1" opening, 4" current  
 $= \frac{41}{2} \times \frac{22}{7} \times \frac{4}{1728} \times \frac{1}{3} = .049 \text{ each.}$

12" " : 14" diam, 1" opening, 4" current  
 $= 24 \times \frac{22}{7} \times \frac{4}{1728} \times \frac{1}{3} = .035 \text{ each}$

10" " : 11 $\frac{3}{4}$ " diam, 1" opening, 4" current  
 $= \frac{47}{2} \times \frac{22}{7} \times \frac{4}{1728} \times \frac{1}{3} = .028 \text{ each}$

8" : 9 $\frac{1}{2}$ " diam, 1" opening, 3" current  
 $= \frac{19}{2} \times \frac{22}{7} \times \frac{3}{1728} \times \frac{1}{3} = .017 \text{ each}$

6" : 7 $\frac{1}{2}$ " diam, 1" opening, 2 $\frac{1}{2}$ " current  
 $= \frac{15}{2} \times \frac{22}{7} \times \frac{5}{2 \times 1728} \times \frac{1}{3} = .014 \text{ each.}$

In each manhole 12 packs will  
 be used about 10' manhole

SIDEWALK COSTS.

Year	Block	Plan	Asphalt Top per sq.yard		Total
			Mix.	Seal Coat	
1938		2720.A.E			.75¢
1939		K-4	44.7¢	9.3¢	.54¢
		K-2	46.5¢	9.4¢	.55.9¢
1940	E	K-10			
	F	3591P	54.8¢	7.8¢	62.6¢
1940	B	K-12	55.4¢	7.7¢	63.1¢
1940	33	K-3	55¢	7.7¢	62.7¢
1941.	A-8	K-8	33 <sup>+</sup>	8. <sup>+</sup>	41. <sup>+</sup>
1941	4 <sup>th</sup> Ave	1-4 St	33.1	8.	41.1
1942.	19	H	no asphalt installed		
1942	24	K-5	no asphalt installed		
	23 - 5th St.	K-5	no asphalt installed		
1942	23 - 5th St.	K-5	no asphalt installed		

Sidewalks cost per lineal foot  
 Gen.Const. Asphalt Total C.R.Page.

33.3¢	58.28	91.58¢	215
26¢	62¢	88¢	258
26.9¢	47.9¢	74.8¢	259

83.6	28.4¢	1.12¢	289
57¢	43¢	1.00¢	289
97.1¢	32.1¢	1.29.2¢	289

70.3*	18.3	88.6	
24.1	18.3	42.4	(Sidewalk only)

.32¢ sidewalk only

.72 Sidewalk & Boulevard

.30 Sidewalk only

.75¢ sidewalk & Blvd.



# Cement Walk Costs.

1942 4' walk, curb and gutter	158'	Cost \$310.90	per foot \$2.00
1942 12' walk and gutter	130'	Cost \$288.00	per foot \$2.21



# SEWER CONSTRUCTION COSTS.

Year	Block Plan	feet laid	size	Cost.	Cost per foot
1938		1292 A.O. 1900'	24"	\$13,982.05	\$7.30
1939	1	1292 A.O.			
		K-4 1082'	18"	\$ 5,476.46	\$5.06
1940		K-9 1930'	18"	\$6480.96	\$3.35
1940	2	1292 A.O. 417'	8"	\$284.61	\$ .68 Laid in water trench
1940		K-2 535'	4"	\$568.20	\$1.06 Includes water pipe also.
1940	H&I	K-9 418'	8"	\$820.12	\$1.96
1939	24-25	K-5 1130'	8"	\$849.00	\$ .75¢
1937		2053 A.H. 125'	8"	\$127.80	\$1.02
1941.	30	K 233'	10"	\$783.32	\$3.36 laid deep (at least 4 feet)
	20	K 87'	8"	\$ 77.39	.89¢
1942.	4th.Ave.& 4th.& 5th.	341'-10"			
	Sts., Parkvale 1833'	1492'-8"		\$1,975.78	\$1.08
	River Ave.-5th-6th.Sts.	486.3'-8"		\$644.51	\$1.32
	First St.S.3-4thAve.	200'-8"		\$202.80	\$1.01.
	Second St.N.bet.1-2Ave.	50'-10"		\$179.70	\$3.59
	4th.St.S.-W.1st.Ave.	97 1/2'-8"		\$153.06	\$1.57
	Ross.St.W.4th.Ave.	215' .18"		\$825.65	\$3.84
	2nd.St.S.-E.4th.Ave.	188'-6"		\$146.72	\$ .78



# Alberta Clay Products Co. Ltd.

Jan. 1st. 1948

	per ft.	Single T's, Y's each	1 bends/ Each	2 bends Each
4" Sewer Pipe	.201	.82	.82	.82
6" " "	.281	1.14	1.14	1.14
8" " "	.41	1.84	1.68	1.68
10" " "	.57	2.56	2.28	2.28
12" " "	.74	3.33	2.96	2.96

## Double Strength

12" " "	1.23			
15" " "	1.23	5.53	9.84	4.92
18" " "	1.72	7.74	13.76	6.88
20" " "				
22" " "				
24" " "				

1931  
 H m 20 45 per ha  
 6 " 28 63 " "  
 Band 2m 85 " each

Stenographer app  
 See app file marked T. for  
 Mrs. Muriel Taylor  
 c/o P.T.S. Redden

Charge to City \$4,000.00 per K. W. H. - 3.544  
 Total consumption 113,084 K. W. H. per yr.  
 " " " day average 10 hrs. 46 min.  
 Lamp burns per year 3334 hours . 30 minutes  
 23750 Watts  
 11800  
 10800  
 3750 Watts



# Street Lights Dec 31<sup>st</sup> 1930

6 -	750 watts	4500
32	300 "	9600
41	200 "	8400
10	mercurial	800
89	Total	23300
	average hours per day	10
	Total K. W. H. per day	233
" "	" per year	85043
	Cost per year @ 4.60 <sup>cts</sup>	3980.11

## Street Lights March 1933

5	750 Watts	3750
34	300 "	10200
59	200 "	11800
98	mercurial	25750 Watts

Lamp burns per year 3934 hours . 20 minutes  
 " " " day average 10 hrs. 46 min.  
 Total consumption 113,084 K. W. H. per yr.  
 Charge to City \$4,000.00 per K. W. H. - 3.54¢



Net 1927 Street Lights 1931

65 - 750 watts @ 6<sup>00</sup> per month

32 - 300 @ 3<sup>90</sup>

3477.60

41 - 200 @ 3<sup>00</sup>

by Standing 800 watts @ 6<sup>00</sup>

23.3 Kva m/

average 233 KW per day

85043 kWh per year

Paris western street

35 400 watt

105<sup>00</sup> incl

11 200

65<sup>00</sup> incl

monument lights

132 per year

Separate account taxes collection 1928 430.65

Carmine Street Lights 1929

2 250 CP

300 per month

250 & 400 CP

390

400 & 600 CP

510

Reckon lights on Carmine st

2475<sup>36</sup> per year



## STATISTICS

Assessed Value for Taxation, year 1925 .....	\$1,440,560 00
Exemptions not included above .....	656,120 00
Tax Rate, 1924: General 15½, Debenture 16, School 24, Hospital 2½. Total .....	58 Mills
Total accumulated Tax Arrears at end of last fiscal year, including 1924 .....	\$181338 25
Amount of last year's Tax Levy .....	118444 11
Amount of last year's Tax Levy uncollected .....	42054 11

### Assets and Liabilities—

Value of Municipality's Assets at December 31st, 1924..	\$673512 44
Total Debenture Debt (as divided below) .....	231845 23
Total Sinking Fund—None.	
Amount of Sinking Fund in arrears—None.	

### Analysis of Debt: Divided as Follows

Waterworks, (Debentures outstanding) .....	\$ 57263 33
Hospital (Debentures outstanding) .....	13762 97

### Local Improvements—

Ratepayers' share .....	65845 57
Municipality's share .....	48094 05
General Debentures (not included above) .....	46879 31

Totals .....	\$231845 23
--------------	-------------

Amount of unsold Debentures included in above—None.	
Amount of Bonds guaranteed by Municipality—None.	
Amount of debentures, such as Schools, Drainage, Tele- phones, Hospitals, etc., not included in above, for which Municipality levies taxes (these may be jointly shared by other Municipalities) .....	\$ 30698 68
Amount of Municipality's share of the above—None.	
Total other Liabilities, including Floating Debt .....	120174 35
Current Revenue, year 1924, \$148,380.55; Expenditure \$109,569.79.	

### General—

Present Population—2500.  
Population five years ago—2500.  
Area of Municipality—900 acres.

Dated February 12th, 1925.

A. T. STEPHENSON,  
Secretary-Treasurer

# Amusement Street Light

Standard made by Riverside Sheds  
 at 1<sup>st</sup> & 2<sup>nd</sup> Rd. Bldg

Base 341028 for S. 352558 Series

Impressory Unit

Compt. 341023

7<sup>13</sup> each  
 362

Output  
 7.90  
 3.90

made by Westinghouse Co.

Complete Unit for color cost 19<sup>00</sup> ea.

Aluminum for aluminum at  
 Westinghouse

Westinghouse lighting Unit 10" Base

S-341024 Alaska  
 S-341023 complete } put 15<sup>00</sup> - 30% + Extra 10%  
 623.15 68.15<sup>00</sup>

Bottom Elec. - Price March 1941 = 13.97