

FILE

DATE: June 17, 1997
TO: All Departments
FROM: City Clerks
RE: PLEASE POST FOR THE INFORMATION OF ALL EMPLOYEES

SUMMARY OF DECISIONS

FOR THE REGULAR MEETING OF RED DEER CITY COUNCIL
HELD IN THE COUNCIL CHAMBERS, CITY HALL

Monday, June 16, 1997

COMMENCING AT ***4:30 P.M.***

- (1) Confirmation of the Minutes of the Regular Meeting of June 2, 1997

DECISION - Confirmed as transcribed

PAGE #

- (2) **UNFINISHED BUSINESS**

- (3) **PUBLIC HEARINGS**

1. Assistant City Clerk - Re: Lancaster Meadows Phases 4 & 5 / Land
Use Bylaw Amendments 3156/N-97 and 3156/P-97 / (See Bylaw
Section for Readings)

.. 1

(4) **REPORTS**

1. Finance & Audit Committee - Re: Consolidated Annual Financial Statements 1996 . . 4

DECISION - Report received as information

2. Public Works Manager - Re: Solid Waste Master Plan Update . . 6

DECISION - Appointed Councillor Watkinson-Zimmer as the Council representative on the Solid Waste Master Plan Advisory Committee

3. City Clerk - Ad Hoc Municipal Development Plan Steering Committee - Appointment of Citizens-At-Large . . 9

DECISION - Appointed Robert Miller and Ralph Salomons as citizens-at-large to the Ad Hoc Municipal Development Plan Steering Committee

4. Parkland Community Planning Services - Re: Land Use Bylaw Amendment 3156/R-97 / Part of the NE ¼ Section 14-38-27-4 / Rosedale Meadows - Phase 3 / Farm Air Properties Inc. / Charles R. Allard / (See Bylaw Section for Readings) . . 11

DECISION - See Bylaw Section for Readings

5. Fire Chief/General Manager, Emergency Services Department - Re: Regional E-911 . . 15

DECISION - Report providing Council with an update on the Regional E-911 Service was received by Council as information

6. Fire Chief/General Manager, Emergency Services Department - Re: East Hill Response . . 20

DECISION - Council authorized the Administration to proceed with the necessary action to engage a consultant to commence preliminary planning work on East Hill Emergency Services Facility. Further authorized the compilation of a hiring list and

testing of perspective candidates. No job offers are to be made until the completion of the Emergency Services Master Plan

7. Engineering Services Manager - Re: Proposed Redevelopment of Drummond Brewery Site - West Service Road Intersection at 22 Street .. 23

DECISION - Council approved a budget of \$125,000.00 for 50% of the cost to improve the West Gaetz Avenue Service Road intersection at 22 Street to be funded from Major Capital Budget - Transportation Projects. The City's portion will be recovered in future years as additional development occurs south of 22 Street. The remaining 50% of the cost is to be paid by Cedaridge Developments Ltd.

8. Public Works Manager - Re: Snow And Ice Anticipated Overexpenditure .. 27

DECISION - Approved additional expenditure of \$301,100.00 to fund snow and ice removal for remainder of 1997

(5) **CORRESPONDENCE**

1. Notre Dame High School - Re: Notre Dame High School Bus Routing .. 31

DECISION - Agreed to table consideration of this item to the upcoming Transit Workshop

2. Parkland Regional Library - Re: Parkland Regional Library - Draft Service Plan .. 35

DECISION - Agreed to pass the Draft Service Plan on to the Red Deer Public Library Board for consideration as to the benefits of membership

(6) **PETITIONS AND DELEGATIONS**

(7) **NOTICES OF MOTION**

(8) **WRITTEN INQUIRIES**

(9) **BYLAWS**

1. 3156/N-97 - Land Use Bylaw Amendment / Residential Building Lot
Development - Lancaster Meadows Phase 4 / - 2nd & 3rd Readings . . 59
.. 1

DECISION - Bylaw given 2nd & 3rd readings

2. 3156/P-97 - Land Use Bylaw Amendment - Residential Building Lot
Development - Lancaster Meadows Phase 5 / - 2nd & 3rd Readings . . 61
.. 1

DECISION - Bylaw given 2nd & 3rd Readings

3. 3156/R-97 - Land Use Bylaw Amendment / Part of the NE ¼ Section
14-38-27-4 / Rosedale Meadows - Phase 3 / Farm Air Properties Inc.
/ Charles R. Allard / - 1st Reading . . 63
.. 11

DECISION - Bylaw given 1st Reading

AGENDA

FOR THE **REGULAR MEETING OF RED DEER CITY COUNCIL**

TO BE HELD IN THE COUNCIL CHAMBERS, CITY HALL

MONDAY, JUNE 16, 1997

COMMENCING AT **4:30 P.M.**

- (1) Confirmation of the Minutes of the Regular Meeting of June 2, 1997

PAGE #

- (2) **UNFINISHED BUSINESS**

- (3) **PUBLIC HEARINGS**

1. Assistant City Clerk - Re: Lancaster Meadows Phases 4 & 5 /
Land Use Bylaw Amendments 3156/N-97 and 3156/P-97 / (See
Bylaw Section for Readings) . . 1

- (4) **REPORTS**

1. Finance & Audit Committee - Re: Consolidated Annual Financial
Statements 1996 . . 4
2. Public Works Manager - Re: Solid Waste Master Plan Update . . 6
3. City Clerk - Ad Hoc Municipal Development Plan Steering
Committee - Appointment of Citizens-At-Large . . 9
4. Parkland Community Planning Services - Re: Land Use Bylaw
Amendment 3156/R-97 / Part of the NE ¼ Section 14-38-27-4 /
Rosedale Meadows - Phase 3 / Farm Air Properties Inc. /
Charles R. Allard / (See Bylaw Section for Readings) . . 11

5.	Fire Chief/General Manager, Emergency Services Department - Re: Regional E-911	.. 15
6.	Fire Chief/General Manager, Emergency Services Department - Re: East Hill Response	.. 20
7.	Engineering Services Manager - Re: Proposed Redevelopment of Drummond Brewery Site - West Service Road Intersection at 22 Street	.. 23
8.	Public Works Manager - Re: Snow And Ice Anticipated Overexpenditure	.. 27
(5)	CORRESPONDENCE	
1.	Notre Dame High School - Re: Notre Dame High School Bus Routing	.. 31
2.	Parkland Regional Library - Re: Parkland Regional Library - Draft Service Plan	.. 35
(6)	PETITIONS AND DELEGATIONS	
(7)	NOTICES OF MOTION	
(8)	WRITTEN INQUIRIES	
(9)	BYLAWS	
1.	3156/N-97 - Land Use Bylaw Amendment / Residential Building Lot Development - Lancaster Meadows Phase 4 / - 2 nd & 3 rd Readings	.. 59 .. 1
2.	3156/P-97 - Land Use Bylaw Amendment - Residential Building Lot Development - Lancaster Meadows Phase 5 / - 2 nd & 3 rd Readings	.. 61 .. 1

3. 3156/R-97 - Land Use Bylaw Amendment / Part of the NE ¼ Section 14-38-27-4 / Rosedale Meadows - Phase 3 / Farm Air Properties Inc. / Charles R. Allard / - 1 st Reading	.. 63
	.. 11

Committee of the Whole:

- (a) Committee Matter
- (b) Administrative Matter
- (c) Administrative Matter
- (d) Administrative Matter
- (e) Administrative Matter

DATE: June 9, 1997

TO: City Council

FROM: Assistant City Clerk

RE: ***PUBLIC HEARINGS - LANCASTER MEADOWS PHASES 4 & 5:***

1. ***LAND USE BYLAW AMENDMENT 3156/N-97***

2. ***LAND USE BYLAW AMENDMENT 3156/P-97***


Public Hearings have been advertised for the above noted Land Use Bylaw Amendments, to be held on Monday, June 16, 1997 in the Council Chambers at 7:00 p.m.

Land Use Bylaw Amendment 3156/N-97 provides for the redesignation of 6.0 ha (14.82 acres) of the above titled lands from A1 Future Urban Development District to R1 Residential Low Density District and P1 Parks and Recreation District. The proposed R1 District will accommodate 70 single family lots ranging in lot widths of 14.1 m (46 feet) to 17.1 m (56 feet) and the P1 District is to accommodate a 2.5 m (8.2 feet) pedestrian walkway.

Land Use Bylaw Amendment 3156/P-97 provides for residential building lot development in Lancaster Meadows - Phase 5.

RECOMMENDATION

That following the Public Hearings, Land Use Bylaw Amendments 3156/N-97 and 3156/P-97 may be given 2nd and 3rd readings.



Jeff Graves
Assistant City Clerk

/clr

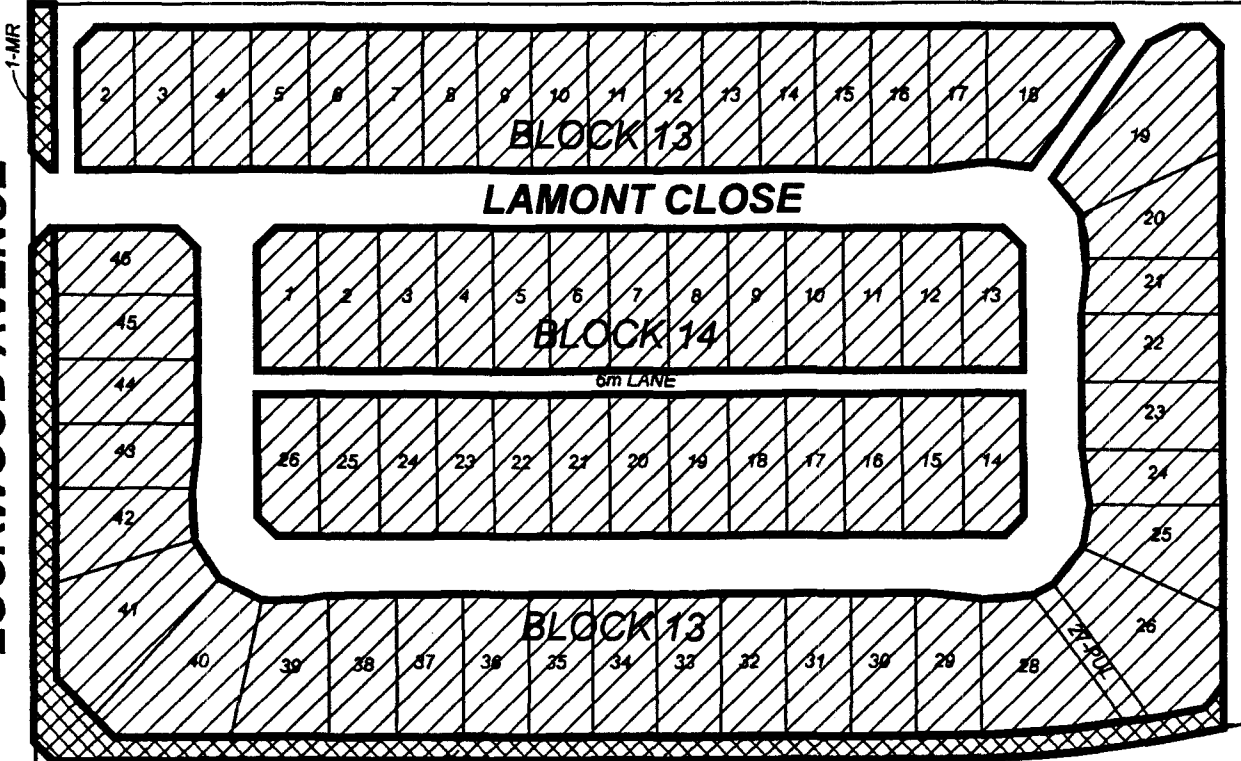
attchs.

LORD CLOSE



A1

LOCKWOOD AVENUE



LANCASTER DRIVE

P1

R1A

LOGAN CLOSE

R1

A1

Change from: A1 to R1



& A1 to P1



WHERE AS :

A1 - FUTURE URBAN
DEVELOPMENT DISTRICT
R1 - RESIDENTIAL DISTRICT
P1 - PARKS & RECREATION
DISTRICT

MAP NO. 12 / 97
BYLAW NO. 3156 / N - 97



LOCKWOOD AVE

LORD CLOSE

LAMONT CLOSE

Change from: A1 to R1

to P1

& to PS



WHERE AS :

**A1 - FUTURE URBAN
DEVELOPMENT DISTRICT
R1 - RESIDENTIAL DISTRICT
P1 - PARKS & RECREATION
DISTRICT
PS - PUBLIC SERVICE DISTRICT**

FILE

Council Decision - June 16, 1997 Meeting

DATE: June 17, 1997
TO: Principal Planner
FROM: City Clerk
RE: **LAND USE BYLAW AMENDMENTS 3156/N-97 & 3156/P-97,
LANCASTER MEADOWS PHASES 4 & 5**

Reference Report: City Clerk, dated June 9, 1997

Bylaw Readings: Land Use Bylaw Amendments 3156/N-97 and 3156/P-97 were both given second and third readings. Copies are attached hereto.


Report Back to Council Required: No

Comments/Further Action:

Land Use Bylaw Amendment 3156/N-97 provides for the redesignation of 6.0 ha (14.82 acres) of the above titled lands from A1 Future Urban Development District to R1 Residential Low Density District and P1 Parks and Recreation District. The proposed R1 District will accommodate 70 single family lots ranging in lot widths of 14.1 m (46 feet) to 17.1 m (56 feet) and the P1 District is to accommodate a 2.5 m (8.2 feet) pedestrian walkway.

Land Use Bylaw Amendment 3156/P-97 provides for residential building lot development in Lancaster Meadows - Phase 5.

Public Hearings were held with respect to Land Use Bylaw Amendments 3156/N-97 and 3156/P-97, following which same were given second and third readings. Our office will now be updating the office consolidation copy of the Land Use Bylaw and distributing same in due course


Kelly Kloss
City Clerk

/clr
attchs.

c Director of Development Services
 Director of Community Services
 E. L. & P. Manager
 Fire Chief
 City Assessor
 Land and Economic Development Manager
 Tony Woods, Engineering
 Council and Committee Secretary, S. Ladwig
 C. Rausch

Item No. 1
Reports

DATE: June 10, 1997

TO: City Council

FROM: Finance & Audit Committee

RE: **CONSOLIDATED ANNUAL FINANCIAL STATEMENTS 1996**

The Finance & Audit Committee met on Wednesday, May 28, 1997 to consider the Consolidated Annual Financial Statements for 1996.

Following review of the above, it was agreed the statements be forwarded to Council for your information. Copies of the Statements were sent to each Member of Council by the Director of Corporate Services. Please bring your copy to the Council meeting. Mr. Mick Davies, of Craig Davies Collins, will be in attendance at the June 16th meeting of Council should you have any questions.



MAYOR G. SURKAN, Chairperson
Finance & Audit Committee

att.

Comments:

The Annual Financial Statements were previously circulated to Council Members. Council is reminded to bring their copies to the Council meeting as same have not been duplicated with this agenda.

"G. D. Surkan"
Mayor

"L. Hodgson"
Acting City Manager

FILE

Council Decision - June 16, 1997 Meeting

DATE: June 17, 1997

TO: Finance & Audit Committee

FROM: City Clerk

RE: **CONSOLIDATED ANNUAL FINANCIAL STATEMENTS 1996**

Reference Report: Finance & Audit Committee,
dated June 10, 1997

Resolution Passed: N/A

Report Back to Council Required: No

Comments/Further Action:

The 1996 Consolidated Annual Financial Statements were received as information.



Kelly Kloss
City Clerk

/clr

c Director of Corporate Services

COUNCIL MEETING OF JUNE 16, 1997

ATTACHMENT TO REPORT ON OPEN AGENDA

RE:

1996 ANNUAL REPORT

The Corporation of

THE CITY OF RED DEER

Alberta, Canada




ANNUAL REPORT

For the year ended December 31, 1996

The Corporation of

THE CITY OF RED DEER

Alberta, Canada



ANNUAL REPORT

For the year ended December 31, 1996

Prepared by CORPORATE SERVICES

TABLE OF CONTENTS

	<u>Page</u>
INTRODUCTORY SECTION	
City Council, Directors and Department Heads	5
Organization Chart	6
City Profile	7-8
Report of the Corporate Services Director	9-15
Canadian Award for Financial Reporting	15-16
FINANCIAL SECTION	
FINANCIAL STATEMENTS	
Management Report	21
Auditors' Report	21
Consolidated Statement of Financial Position	22-23
Consolidated Statement of Financial Activities	24-25
Consolidated Statement of Changes in Financial Position	26
Consolidated Statement of Operating Surplus	27
Consolidated Statement of Equity in Fixed Assets	28
Notes to Financial Statements	29-37
 OPERATING REVENUE & EXPENDITURE DETAIL - GENERAL FUND	
Schedule A - General	42-43
Schedule B - Tax & Other Revenue Detail	45
 OPERATING REVENUE & EXPENDITURE DETAIL - UTILITY FUNDS	
Schedule C - Parking	49
Schedule D - Equipment	50
Schedule E - Water	51
Schedule F - Wastewater	52
Schedule G - Solid Waste Collection	53
Schedule H - Solid Waste Disposal	54
Schedule I - Recycling	55
Schedule J - Subdivisions	56
Schedule K - Electric Light & Power	57
Schedule L - Internal Operating Charges & Transfers	58-59
 OPERATING REVENUE & EXPENDITURES SUMMARY	
- GENERAL & UTILITY FUNDS	
Operating Surplus (Deficit) - By Function 1992-1996	62-63
Operating Revenues - By Function 1992-1996	64-65
Operating Expenditures - By Function 1992-1996	66-67
Operating Revenues & Expenditures By Source of Revenue & Object of Expenditure 1992-1996	68-69
 CAPITAL REVENUE & EXPENDITURE DETAILS	
Capital Sources and Expenditures 1992-1996	72-73
 GOVERNMENT GRANTS 1992-1996	
	74-75
 STATISTICAL & SUPPLEMENTARY INFORMATION	
Tax and Other Statistics 1992-1996	78-79
General Statistics 1992-1996	80-81

INTRODUCTORY SECTION

CITY COUNCIL

MAYOR G. SURKAN

Councillor J. Dawson
Councillor M. Flewwelling
Councillor W. Hull
Councillor B. Hughes

Councillor D. Moffat
Councillor R. Schnell
Councillor J. Volk
Councillor L. Watkinson-Zimmer

CITY MANAGER

M. Day

CORPORATE SERVICES DIRECTOR

A. Wilcock

Treasury Services Manager

D. Norris

City Assessor

A. Knight

Information Technology Manager

D. Smith

City Clerk

K. Kloss

COMMUNITY SERVICES DIRECTOR

L. Hodgson

Social Planning Manager

C. Jensen

Recreation, Parks & Culture Manager

D. Batchelor

Transit Manager

K. Joll

Officer in Charge

(R.C.M.P.) - City Detachment

Insp. S. Sutton

DEVELOPMENT SERVICES DIRECTOR

B. Jeffers

Engineering Manager

K. Haslop

Public Works Manager

P. Goranson

Fire Chief

R. Oscroft

Electric Light & Power Manager

A. Roth

Land & Economic Development Manager

A. Scott

Inspections & Licensing Manager

R. Strader

Personnel Manager

G. Howell

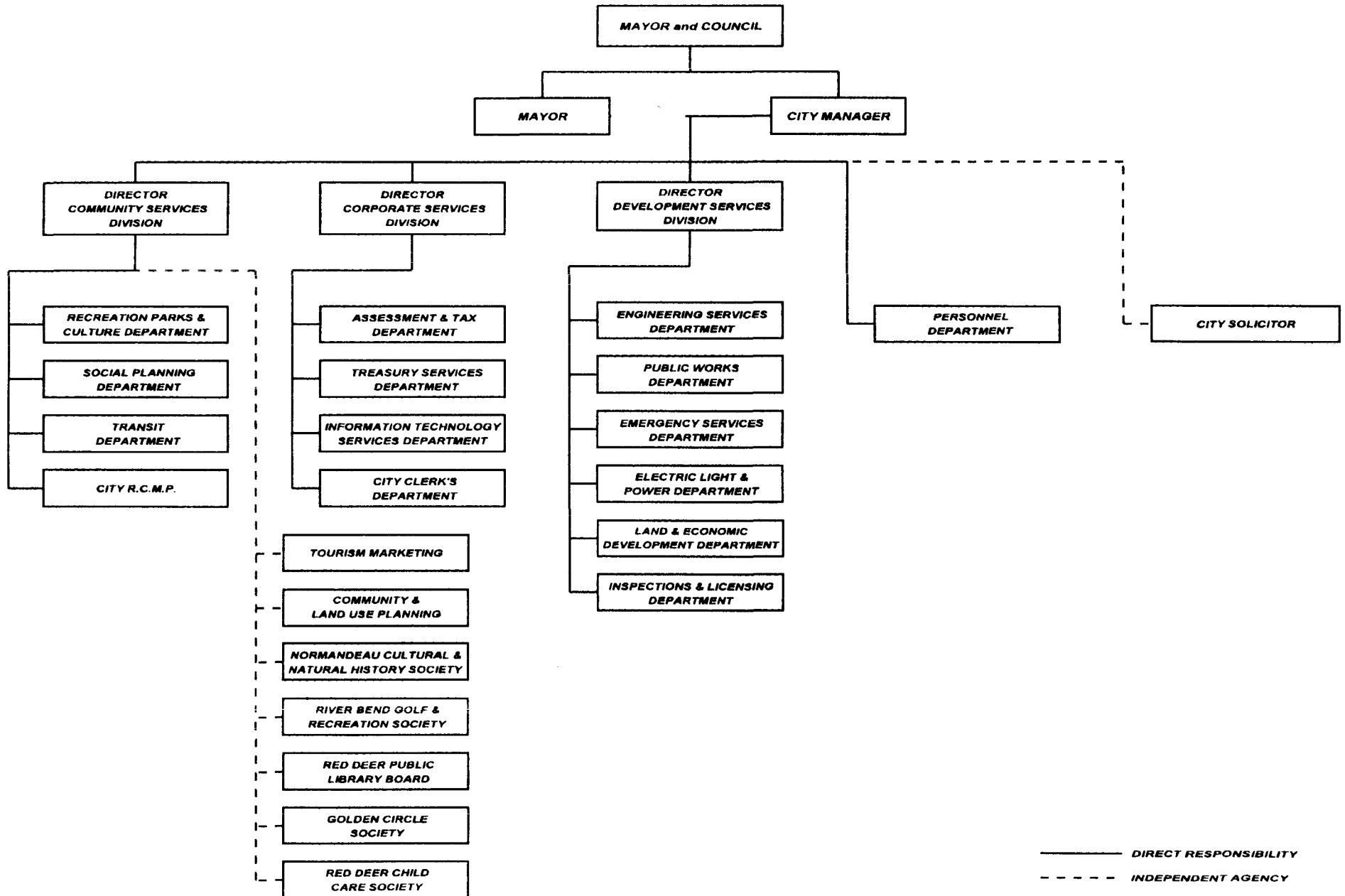
City Solicitor

Chapman Riebeek

City Auditor

Craig Davies Collins

THE CITY OF RED DEER ORGANIZATIONAL CHART



CITY PROFILE

The City of Red Deer is a thriving, modern city of 60,000 situated between Calgary and Edmonton. The City provides for its citizens through a wide range of services, some funded primarily by property taxes, and others operating as self funding utilities.

GENERAL OPERATIONS - The City's GENERAL OPERATIONS, funded primarily through property taxes, include:

COMMUNITY SERVICES - The Community Services Division coordinates the delivery of recreation, culture, parks, and social services in the City through the Parks, Recreation & Culture, and Social Planning departments. Services include development and maintenance of the City's extensive parks and open space system, playground and rink maintenance, operation of the City's two cemeteries, operation of a wide variety of recreational and cultural activities and facilities, and the coordination of day care, special transportation, and family and community support services.

TRANSIT SERVICES - include fixed transit routes throughout the City, an after hours Dial-A-Bus system, and some charter services.

POLICE SERVICES - The RCMP, under contract to the City, provide police services including general investigation, traffic, community policing and victim services. The City provides a building, furnishings, and a number of municipal employees to support the RCMP in providing these police services.

PLANNING SERVICES - Planning services are provided by the Parkland Community Planning Services.

CORPORATE SERVICES - The Corporate Services Division provides financial and information services to the City, through the Assessment and Tax, Information Technology, Treasury Services and City Clerk's departments. Services include administering and coordinating City budgets, the City's insurance program, long term borrowing, accounting, accounts payable and receivable, utility billing, purchasing & stores, information systems operations & support, assessing and levying property and business taxes, and many other financial and administrative services.

DEVELOPMENT SERVICES - The Development Services Division includes the Engineering, Public Works, Land & Economic Development, Inspections and Licensing, and Electric Light & Power departments. In addition to providing engineering services and such services as roadway and bridge maintenance, sidewalk repair, meter maintenance, and the operation of the Red Deer Industrial Airport, the division is also responsible for the operation of the water, wastewater, and solid waste utilities, and the operation of the City's Equipment Pool.

EMERGENCY SERVICES - The Fire Department provides a number of services including Fire Suppression, Emergency Medical Services and Fire Prevention. The department operates out of three fire stations located in the City.

OTHER - The City also has a Personnel department which provides service to all departments. Legal services are provided to the City by a local law firm.

SELF FUNDING UTILITIES - The City operates a number of self funding utilities.

WATER UTILITY - The City obtains water from the Red Deer River, and provides water treatment and distribution services through a system of water treatment plants, water reservoirs, booster stations and a water distribution system. Services include, among others, water main maintenance, hydrant & valve inspection & repair, and water meter maintenance. The utility is funded primarily through utility charges to customers.

WASTEWATER UTILITY - The City provides a wastewater collection and treatment system through a series of wastewater lines and mains, and the operation of a wastewater treatment plant. The utility is funded through utility charges to customers.

PARKING UTILITY - The City provides for much of the parking in the downtown area, by providing on-street metered parking, and by providing both metered parking lots and manned parking lots in a number of locations. The parking utility is administered by the Bylaws & Inspections Department, and is funded primarily through meter and lot revenues.

SUBDIVISIONS - The City's Subdivision Fund provides extension of major services to new areas of the City, and recovers such costs through charges to developers connecting to these services. The City is also involved in the development and marketing of commercial, industrial and residential land in the City of Red Deer. The Land & Economic Development Department is responsible for the coordination of the City's land development activities. Funding of the Subdivision Fund is primarily through the sale of commercial, industrial and residential land.

EQUIPMENT POOL - City equipment, such as trucks, sweepers, buses and graders are the responsibility of the City's Equipment Pool. Operating and maintenance costs are charged to the equipment pool, with such costs being recovered through user fees charged to departments using the equipment. These user fees include a surcharge to help provide for the eventual replacement of the equipment. These funds are held in an equipment replacement reserve.

SOLID WASTE - The City operates three separate solid waste utilities; GARBAGE COLLECTION, LANDFILL, and RECYCLING. The services are provided primarily by private operators under contracts administered by the Public Works Departments. The City also provides other waste services, including the Hazardous Waste Blitz carried out each year. All three solid waste utilities are funded through utility charges to customers. Funds are being set aside for the eventual replacement of the existing landfill site.

ELECTRICAL DISTRIBUTION - The City purchases power from the Power Pool of Alberta and is an entitled electric distribution system which is subject to the obligations and entitled to the entitlements set out in Part 4 of the Electric Utilities Act of the Province of Alberta. The City distributes the power to the citizens of Red Deer through its distribution system comprised of substations, transformers, and overhead and underground distribution lines. This utility is operated by the Electric Light & Power (E. L. & P.) department, and is funded through utility charges to customers.

REPORT FROM THE DIRECTOR OF CORPORATE SERVICES

I am pleased to submit The City of Red Deer's Consolidated Annual Financial Statements for the fiscal year ended December 31, 1996, in accordance with Section 276(1) of the Municipal Government Act of the Province of Alberta.

The accounting firm of Craig Davies Collins has been appointed auditors by City Council and is responsible to report directly to Council with their audit results.

Operating results for 1996 were again favourable in both General Municipal Operations and Self Supported Utility Operations. The City Utility Operations are independent of any relationships with other local or regional governments.

In 1996 the City decided to initiate stabilization reserves for each of the operating funds and transfer any accumulated surpluses from prior years to these reserves. The purpose of the stabilization reserves is to maintain stability in future tax and utility rates. Any surplus from the year's operations will be transferred to the stabilization reserves.

OPERATING RESULTS - GENERAL MUNICIPAL OPERATION STABILIZATION RESERVE

As a result of the new stabilization reserve policy, the prior year General Fund accumulated surplus was transferred to the Mill Rate Stabilization Reserve in 1995. In addition, the results of the 1996 operations were also transferred to the Reserve. These actions resulted in the following changes for 1996:

	1995 Balance	1996 Changes	1996 Balance
Mill Rate Stabilization Reserve	\$ 7,802,850	\$(1,204,417)	\$ 6,598,433

The decrease of \$1,204,417 occurred primarily because of budgeted transfers to operations to finance:

- an \$800,000 reduction in single family residential property taxes, and
- a \$364,829 reduction in a loan to the Red Deer Public Library. This reduction, along with a \$868,548 payment received from the Alberta Municipal Financing Corporation used to also reduce the loan, resulted in a \$190,510 annual reduction in total property taxes collected from all taxpayers.

Details of tax supported operations for the year are provided in Schedule A of the financial statements.

OPERATING RESULTS - SELF SUPPORTING UTILITY OPERATIONS

In 1996 the accumulated surplus for each self supporting Utility operation was transferred to a Utility stabilization reserve. Annual operating surpluses will be transferred to these stabilization reserves. The following chart discloses the net change in 1996 for the combined Utility accumulated surpluses and stabilization reserves.

SUMMARY OF COMBINED ACCUMULATED SURPLUS AND STABILIZATION RESERVES FOR SELF SUPPORTING UTILITY OPERATIONS FOR 1996			
UTILITY	1995 Balance	Net Additions (Reductions)	1996 Balance
Equipment Pool	\$ 3,920,406	\$ 734,142	\$ 4,654,548
Parking Fund	951,480	132,367	1,083,847
Water Supply	1,608,166	508,329	2,116,495
Wastewater	2,031,326	(274,240)	1,757,086
Solid Waste Disposal	3,020,873	505,073	3,525,946
Solid Waste Collection	294,410	101,984	396,394
Recycling	612,551	150,909	763,460
Electrical Distribution	3,033,840	(33,840)	3,000,000
	\$ 15,473,052	\$ 1,824,724	\$ 17,297,776

Details of the utility operations for the year are provided in Schedules C to K of the financial statements.

The reduction of \$274,240 in the Wastewater Reserves resulted from transferring \$462,925 to expand sewer lines to a subdivision which previously used their own disposal systems. The transfer was partly offset by a 1996 operating surplus of \$188,685.

RESERVES

Reserves are established at the discretion of Council to set aside funds for future expenditures. Reserves increased in 1996 to a total of \$45,028,062 as follows:

	1995 Balance	Additions	Reductions	1996 Balance
Debt Reduction	\$ 1,226,695	\$ 81,391	\$ 282,959	\$ 1,025,127
Cemetery Perpetual Care	425,590	43,359	0	468,949
Future Expenditures	2,160,051	5,188,966	3,401,140	3,947,877
Red Deer Heritage Fund	281,408	15,770	9,500	287,678
Airport	360,419	33,888	33,888	360,419
Waskasoo Park	1,529,844	114,739	0	1,644,583
Facility Maintenance	4,504,792	0	0	4,504,792
Capital Projects	7,390,770	1,099,299	0	8,490,069
Public Reserve	69,384	337,978	5,003	402,359
Stabilization Reserves (refer previous tables):				
General Municipal Operations	7,802,850	1,777,314	2,981,731	6,598,433
Self Supporting Utilities	15,473,052	9,095,500	7,270,776	17,297,776
	\$41,224,855	\$17,788,204	\$13,984,997	\$45,028,062

LOCAL ECONOMIC CONDITIONS

The City of Red Deer's economy continued to grow in 1996.

- The number of manufacturing firms operating in the City increased from 151 in 1995 to 155 in 1996. Manufacturing jobs increased from 3,555 to 3,888 (up 9%).
- The number of building permits issued in 1996 was 479 (430 in 1995), and the value of the building permits issued was \$45 million (\$51.9 in 1995).

PROPERTY AND BUSINESS TAXES

All levels of government are faced with the requirement to control expenditures while maintaining services. The City reacted by not increasing the municipal tax rates in 1996. Municipal taxes represented 48% of the total 1996 residential property tax bill.

For the fourth consecutive year, in 1996, the City held the municipal portion of property taxes to a 0% increase or less. In 1996 single family residential property taxes were actually reduced by \$800,000. In addition, there was a \$190,510 reduction in the total municipal property taxes shared by all property taxpayers. Business tax rates were held to a 0% increase for the fourth consecutive year.

CAPITAL EXPENDITURES

There was a decrease of \$8.4 million in capital expenditure for 1996 as detailed in the following table:

SUMMARY OF CAPITAL EXPENDITURE FOR 1996 (In Thousands of Dollars)		
DESCRIPTION	1996	1995
Subdivision Servicing	\$ 3,000	\$ 2,500
Roads and Bridges	1,300	5,900
Water and Wastewater	2,500	-
Recreation and Parks Facilities	900	3,400
Electrical Distribution System	1,500	1,400
Major Corridor	-	100
Purchase of Equipment	1,700	5,100
Landfill Site	-	2,100
All Other	2,100	600
	\$ 13,000	\$ 21,100

The capital expenditures were funded from the following sources:

DESCRIPTION	1996	1995
Debentures Issued	\$ -	\$ -
Government Grants	3,000	2,600
Operating Budget Contributions	16,700	13,300
Developer Contributions	1,300	500
Other	1,000	1,100
	\$ 22,000	\$ 17,500

SUBDIVISION INVESTMENT

The City's net investment in subdivisions (net of recoveries) is shown below:

NET SUBDIVISION INVESTMENT (In Thousands of Dollars)					
	1996	1995	1994	1993	1992
Net Subdivision Investment	\$ 5,444	\$ 5,300	\$ 4,434	\$ 4,388	\$ 7,217
Reduction (Increase) from Prior Year	\$ (144)	\$ (866)	\$ (46)	\$ 2,829	\$ 3,313

There was an increase in net subdivision investment for 1996 due to servicing of new subdivisions.

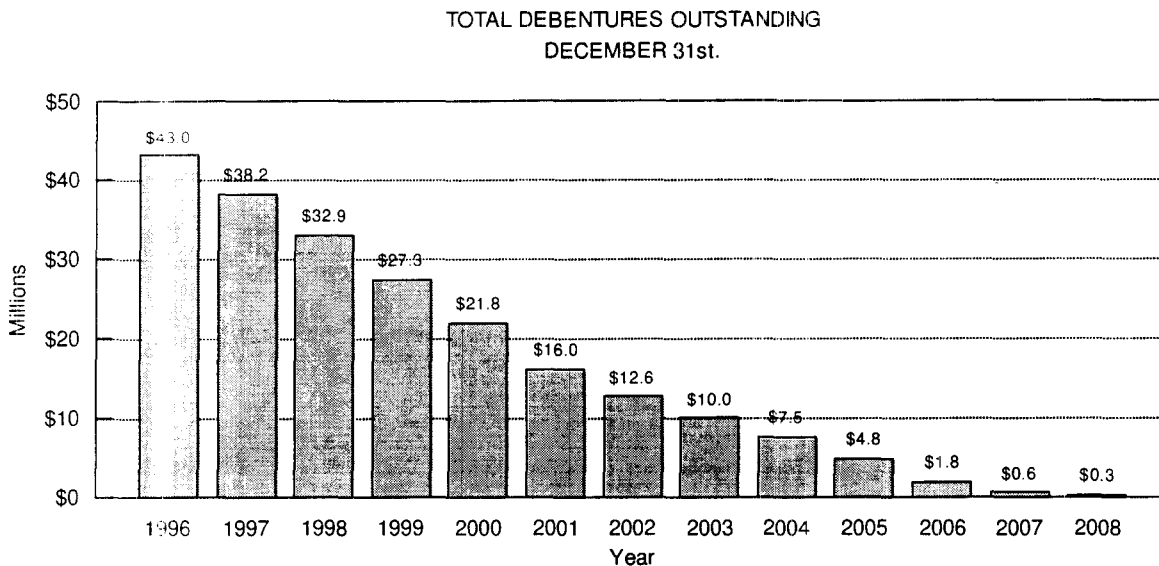
DEBT REDUCTION

Since 1991, the City has had a policy of not incurring additional long term debt. As a result of repayments, long term debt decreased by \$4.6 million in 1996, as detailed below:

SUMMARY OF CHANGES IN LONG TERM DEBT FOR 1996 (\$,000's)				
Purpose of Borrowing	1996 Debt Balance	Per Capita Debt	1995 Debt Balance	Per Capita Debt
General	\$ 21,780	\$ 364	\$ 24,143	\$ 404
Water Supply	6,295	105	7,024	117
Wastewater	7,391	124	8,186	137
Subdivision Development	7,255	121	8,016	134
Total	\$ 42,721	\$ 714	\$ 47,369	\$ 792

No new long term debt was incurred in 1996. At December 31, 1996 there were reserves of \$1.0 million or \$17 per capita to repay a portion of the debt.

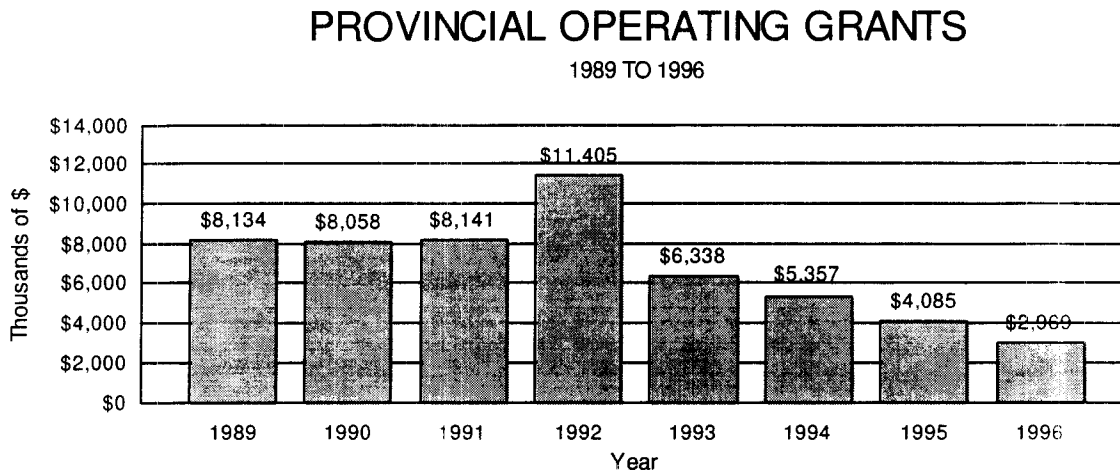
Based on the City's long term capital plan, the forecasted change in total debt outstanding is shown on the following graph:



In 1983 the total debenture debt was \$78 million or \$1,559 per capita. Today it is \$43 million or \$714 per capita. By the year 2000, based on the long term capital plan, it is projected to have reduced to \$22 million, or \$359 per capita. This projected reduction in long term debt will significantly increase the City's ability to maintain existing services while holding municipal tax increases at a low level.

PROVINCIAL GRANT REDUCTION

The Provincial government has reduced Provincial operating grants to the City by \$5.2 million since 1992. The impact of these grant reductions is summarized on the following graph:



NOTE: There is an extra \$3.2 million of AMPLE grant money included in 1992.

The grant reductions have required reductions in expenditures and increases in other revenue sources. The expenditure reductions have been accomplished with a minimal impact on services provided.

LONG TERM FINANCIAL PLANS AND OUTLOOK

Long term plans have been developed to achieve the following objectives:

- no new long term debt and repayment of existing debt
- no increase in the Municipal property or Business tax rates for 1997
- significant restrictions on additional major capital construction and increases in operating expenditures
- maintaining existing service levels

The City of Red Deer will no doubt experience continued demands to provide quality services in the face of no increase or small increase in municipal tax rates. Continuation of long term capital and operational budgeting will provide the framework for the decisions that have to be made. Council has in place Corporate Plans as part of this long term planning consisting of a:

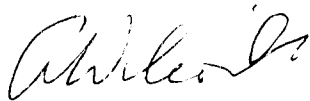
- Strategic Plan
- Three Year Business Plan for 1997-1999
- Three Year Operating Budget for 1997-1999
- Five Year Major Capital Budget for 1997-2001

Based on the City's policy of long term planning and budgeting, the City is well positioned to continue supporting existing services to it's citizens while maintaining Municipal tax increases at 0% for 1997. This should create a climate to make it attractive for existing businesses in Red Deer to expand and also attract new businesses.

CONCLUSION

The financial condition of The City of Red Deer continued to improve in 1996 and a significant reduction in long term debt was achieved.

Respectfully submitted.



A. Wilcock, B. Comm., C.A.
Director of Corporate Services

Red Deer, Alberta
April 30, 1997

The Government Finance Officers Association of the United States and Canada (GFOA) awarded a Canadian Award for Financial Reporting to Corporation of The City of Red Deer for our annual financial report for the fiscal year ended December 31, 1995. The Canadian Award for Financial Reporting program was established to encourage municipal governments throughout Canada to publish high quality financial reports and to provide peer recognition and technical guidance for officials preparing these reports.

In order to be awarded a Canadian Award for Financial Reporting, a government unit must publish an easily readable and efficiently organized annual financial report, whose contents conform to program standards. Such reports should go beyond the minimum requirements of generally accepted accounting principles and demonstrate an effort to clearly communicate the municipal government's financial picture, enhance an understanding of financial reporting by municipal governments, and address user needs.

A Canadian Award for Financial Reporting is valid for a period of one year only. We believe our current report continues to conform to the Canadian Award for Financial Reporting program requirements, and we are submitting it to GFOA.

Canadian Award for Financial Reporting

Presented to

City of Red Deer,
Alberta

For its Annual
Financial Report
for the Year Ended
December 31, 1995

A Canadian Award for Financial Reporting
is presented by the Government Finance Officers
Association of the United States and Canada
to municipalities whose annual financial reports
achieve the high program standards for Canadian
Government accounting and financial reporting.



Arthur R. Lynch
President

Jeffrey L. Esser
Executive Director

FINANCIAL STATEMENTS

MANAGEMENT REPORT

The accompanying consolidated financial statements and all information in this annual report are the responsibility of Management. The financial statements have been prepared by Management in accordance with Canadian generally accepted accounting principles for municipalities and include certain estimates that reflect Management's best judgements. Financial information contained throughout this annual report is consistent with these financial statements.

Management has developed and maintains an extensive system of internal control that provides reasonable assurance that all transactions are accurately recorded, that the financial statements realistically report the City's operating and financial results and that the City's assets are safeguarded. As well, it is the policy of the City to maintain the highest standard of ethics in all its activities.

City Council has approved the information contained in the financial statements. Council fulfills its responsibility regarding the financial statements mainly through its Finance and Audit Committee.

Craig Davies Collins, an independent firm of chartered accountants, was appointed by a vote of City Council to examine the consolidated financial statements and provide an independent professional opinion.



G. Surkan
Mayor



A. Wilcock
Director of Corporate Services

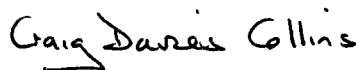
AUDITORS' REPORT

Her Worship the Mayor and Council
The City of Red Deer
Red Deer, Alberta

We have audited the consolidated statement of financial position of The City of Red Deer as at December 31, 1996 and 1995 and the consolidated statements of financial activities, operating surplus, equity in fixed assets, and changes in financial position for the years then ended. These financial statements are the responsibility of the City's management. Our responsibility is to express an opinion on these financial statements based on our audit.

We conducted our audit in accordance with generally accepted auditing standards. Those standards require that we plan and perform an audit to obtain reasonable assurance whether the financial statements are free of material misstatement. An audit includes examining, on a test basis, evidence supporting the amounts and disclosures in the financial statements. An audit also includes assessing the accounting principles used and significant estimates made by management, as well as evaluating the overall financial statement presentation.

In our opinion, these consolidated financial statements present fairly, in all material respects, the financial position of The City of Red Deer as at December 31, 1996 and 1995 and the results of its operations and the changes in its financial position for the years then ended in accordance with the accounting principles for municipal governments established by the Canadian Institute of Chartered Accountants.



Chartered Accountants

Red Deer, Alberta
April 16, 1997

THE CITY OF RED DEER
CONSOLIDATED STATEMENT OF FINANCIAL POSITION
DECEMBER 31, 1996

	<u>1996</u>	<u>1995</u>
ASSETS		
Current Assets		
Cash	\$ 4,706	\$ 3,656,603
Short Term Investments (Note 2)	6,336,729	19,790,302
Accounts Receivable (Note 3)	11,765,284	11,486,235
Inventories	2,236,752	2,067,838
Deferred Expense	851,842	1,383,318
	<u>21,195,313</u>	<u>38,384,296</u>
Long Term Investments (Note 2)	<u>47,310,925</u>	<u>29,528,688</u>
Capital Assets		
Land for Resale (Note 4)	8,745,343	10,957,647
Loan Receivable (Note 5)	107,700	121,992
Fixed Assets (Note 6)	438,913,652	430,990,875
	<u>447,766,695</u>	<u>442,070,514</u>
	<u>\$ 516,272,933</u>	<u>\$ 509,983,498</u>

The accompanying notes form an integral part of these Financial Statements

STATEMENT 1

	<u>1996</u>	<u>1995</u>
LIABILITIES		
Current Liabilities		
Short Term Borrowing	\$ 1,153,222	\$ 0
Accounts Payable and Accrued Liabilities	8,970,844	15,727,328
Deposits	1,278,126	1,247,900
Deferred Revenue (Note 7)	5,612,245	3,420,284
Current Portion of Long Term Debt (Note 8)	4,715,805	4,379,029
	<u>21,730,242</u>	<u>24,774,541</u>
Long Term Debt (Note 8)	<u>38,005,476</u>	<u>42,989,921</u>
	<u>59,735,718</u>	<u>67,764,462</u>
EQUITY		
Reserves (Note 9)	45,028,062	39,137,747
Operating Surplus - Statement 4	439,756	2,384,216
Equity in Fixed Assets - Statement 5	411,069,397	400,697,073
	<u>456,537,215</u>	<u>442,219,036</u>
	<u>\$ 516,272,933</u>	<u>\$ 509,983,498</u>

THE CITY OF RED DEER


CONSOLIDATED STATEMENT OF FINANCIAL ACTIVITIES

FOR THE YEAR ENDED DECEMBER 31, 1996

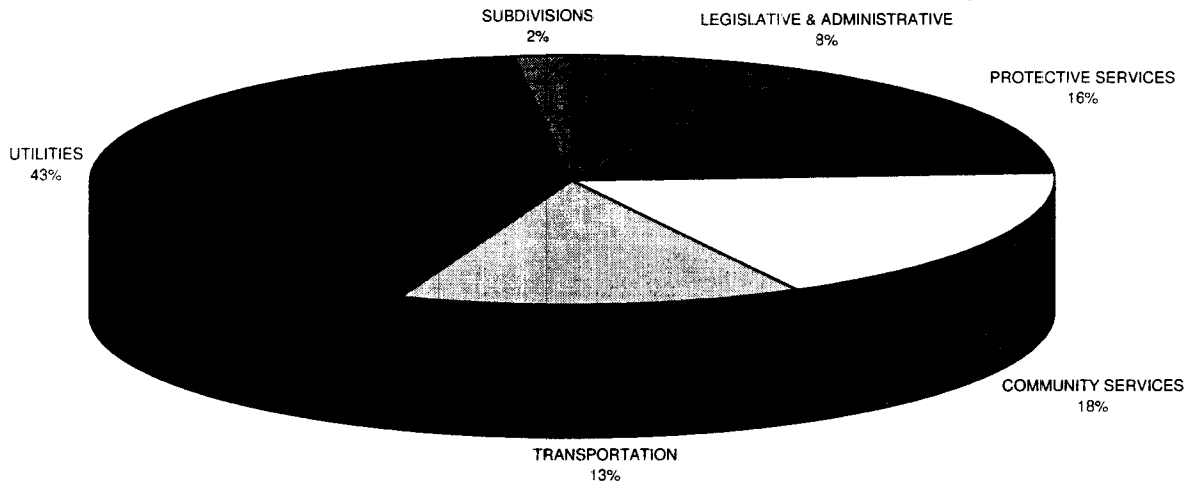
	1996 <u>Budget</u>	1996 <u>Actual</u>	1995 <u>Actual</u>
REVENUES			
Net Property Taxes (Note 13)	\$ 20,225,335	\$ 19,791,437	\$ 20,042,653
Business Taxes	1,764,000	1,716,241	1,746,442
Local Improvement Levies	400,370	358,059	372,024
Net Taxes for General Municipal Purposes	22,389,705	21,865,737	22,161,119
Utility Revenue	50,132,870	49,563,950	49,431,046
Sale of Goods & Services	12,799,654	11,659,973	10,456,354
Provincial & Other Grants	8,993,039	8,521,382	9,884,932
Other Revenues (Note 14)	8,028,538	11,583,797	10,306,653
Investment Earnings	4,045,800	4,212,215	4,234,688
Total Revenues	106,389,606	107,407,054	106,474,792
EXPENSES			
Legislative & Administrative	7,670,877	7,540,637	7,308,448
Police & Other Protective	8,438,565	8,095,331	7,838,568
Fire & Ambulance	6,083,620	6,127,245	6,035,217
Public Transit	1,799,540	1,758,804	1,698,215
Transportation	8,797,638	9,012,322	8,310,229
Social Planning	1,446,332	1,416,027	1,569,954
Community	2,190,476	2,145,884	2,103,643
Recreation, Parks and Culture	9,152,808	11,200,894	9,365,151
Parking	443,354	392,794	372,446
Equipment Pool	3,130,424	2,766,820	2,395,542
Water	4,455,659	3,983,492	3,947,678
Wastewater	3,618,338	3,206,729	2,907,833
Solid Waste Collection	2,735,439	2,704,217	2,648,364
Solid Waste Disposal	552,957	474,189	469,571
Recycling	792,766	702,866	691,709
Subdivisions	1,829,207	1,814,621	1,807,338
Electric Light & Power	26,416,982	27,101,471	27,228,832
Total Expenditures	89,554,982	90,444,343	86,698,738
SURPLUS	16,834,624	16,962,711	19,776,054
SURPLUS COMPONENTS			
OPERATING SURPLUS (DEFICIT)	4,717,467	(5,248,241)	2,299,153
CAPITAL FUNDING	12,117,157	22,210,952	17,476,901
SURPLUS	\$ 16,834,624	\$ 16,962,711	\$ 19,776,054

The accompanying notes form an integral part of these Financial Statements

OPERATING REVENUE 1996



OPERATING EXPENDITURES 1996



STATEMENT 3

THE CITY OF RED DEER

CONSOLIDATED STATEMENT OF CHANGES IN FINANCIAL POSITION

FOR THE YEAR ENDED DECEMBER 31, 1996

	<u>1996</u>	<u>1995</u>
Operating Activities		
Surplus (Statement 2)	\$ 16,962,711	\$ 19,776,054
Net Changes in Non-Cash Working Capital		
Balances Related to Operations:		
Receivables	(279,051)	1,194,984
Inventories	(168,914)	(182,378)
Deferred Expense	531,477	(28,115)
Payables	(6,756,485)	4,930,382
Other Liabilities	2,222,187	(239,755)
Cash Provided by Operations	<u>12,511,925</u>	<u>25,451,172</u>
Investing Activities		
Capital Expenditure		
Subdivision Servicing	3,008,639	2,542,314
Roads and Bridges	1,254,624	5,904,726
Water and Wastewater	2,514,394	0
Recreation , Culture & Parks Facilities	894,147	3,407,636
Electrical Distribution	1,454,421	1,373,474
Major Corridor	(14,547)	132,214
Equipment Purchases	1,729,298	5,088,050
Landfill Site	0	2,041,558
City Hall Renovations	549,098	0
Computerization Upgrade	367,598	0
Other	1,230,708	616,813
	<u>12,988,380</u>	<u>21,106,785</u>
Increase in Long Term Investments	<u>17,782,237</u>	<u>1,640,597</u>
Cash Applied to Investing Activities	<u>30,770,617</u>	<u>22,747,382</u>
Increase (Decrease) in Cash Position	(18,258,692)	2,703,790
Cash Position, Beginning of Year	<u>23,446,905</u>	<u>20,743,115</u>
Cash Position, End of Year	<u>5,188,213</u>	<u>23,446,905</u>
Cash Comprised of:		
Cash	4,706	3,656,603
Short Term Investments	6,336,729	19,790,302
Short Term Borrowing	(1,153,222)	0
	<u>\$ 5,188,213</u>	<u>\$ 23,446,905</u>

The accompanying notes form an integral part of these Financial Statements

STATEMENT 4

THE CITY OF RED DEER
CONSOLIDATED STATEMENT OF OPERATING SURPLUS
 DECEMBER 31, 1996

	<u>1996</u>	<u>1995</u>
Balance, Beginning of Year	<u>\$ 2,384,216</u>	<u>\$ 10,500,174</u>
Current Year Operations (Statement 2)	16,962,711	19,776,053
Deduct ; Transfer to Equity in Fixed Assets	22,447,669	17,571,901
Transfer to Reserves	<u>(3,540,498)</u>	<u>10,320,110</u>
	<u>18,907,171</u>	<u>27,892,011</u>
Net Consolidated Surplus (Deficit)	<u>(1,944,460)</u>	<u>(8,115,958)</u>
Balance, End of Year - Statement 1	<u>\$ 439,756</u>	<u>\$ 2,384,216</u>

The accompanying notes form an integral part of these Financial Statements

STATEMENT 5

THE CITY OF RED DEER
CONSOLIDATED STATEMENT OF EQUITY IN FIXED ASSETS
 DECEMBER 31, 1996

	<u>1996</u>	<u>1995</u>
Equity, Beginning of the Year	<u>\$ 400,697,073</u>	<u>\$ 385,021,963</u>
Add: Principal Payment - Long Term Debt	4,647,669	3,958,867
Contribution from Operating Surplus - Statement 4	<u>22,447,669</u>	<u>17,571,901</u>
	<u>27,095,338</u>	<u>21,530,768</u>
Deduct: Disposal of Land for Resale	2,896,105	414,457
Fixed Asset Disposals	875,726	758,758
Transfer to Reserves	9,557,185	1,156,820
Depreciation	3,506,080	3,515,984
Other	<u>(112,082)</u>	<u>9,639</u>
	<u>16,723,014</u>	<u>5,855,658</u>
Equity, End of the Year - Statement 1	<u>411,069,397</u>	<u>400,697,073</u>

The accompanying notes form an integral part of these Financial Statements

1. SIGNIFICANT ACCOUNTING POLICIES

The consolidated financial statements have been prepared in accordance with local government accounting standards for municipalities established by the Public Sector Accounting and Auditing Board of the Canadian Institute of Chartered Accountants. Significant aspects of the accounting policies adopted by The City of Red Deer are as follows:

a) **Reporting Entity**

The City's Financial Statements for the General Municipal and Utility Operations have been prepared on a consolidated basis whereby interdepartment charges have been eliminated.

School administration is completely independent of City Council and is subject to control by the Provincial Government pursuant to the provisions of the School Act. The only relationship between the School Boards and the City is that the City is obligated to provide funds raised by taxes deemed necessary by the Province. Thus the two School Boards are not included in the financial statements. The funds collected by the City for funding of School Boards is remitted to the Province to be reallocated to the School Boards.

Red Deer Day Care Service, Golden Circle, Red Deer Visitor and Convention Bureau and the Red Deer General Hospital are administered by separate Boards or Societies. The Boards and Societies are not included in the Financial Statements except for certain assets that are owned by the City and funded by debenture borrowing that relate to the operations of these Boards and Societies. The City has effective control over the Red Deer Public Library, River Bend Golf Course, the Towne Centre Association of Red Deer and the Normandeau Cultural and Natural History Society and these entities have been consolidated in these financial statements.

b) **Fund Accounting**

Operating Fund

The City organizes and operates its accounting system to segregate the accounts according to the purpose for carrying on specific activities. These activities are separated as follows:

i) **General Municipal Operations**

to account for the assets and liabilities, revenues and expenditures associated with the provision of conventional municipal services.

ii) **Utility Operations**

to account separately for those entities that provide specific services on a "User Pay" concept, ensuring that users pay the full cost of the utility. These specific services are:

Power distribution
Water supply
Wastewater treatment
Garbage collection

Garbage disposal
Recycling
Parking services
Equipment pool

Capital Fund

The City maintains a separate capital fund to account for the funding and construction of fixed assets.

Fixed assets consist of general municipal and utility fixed assets recorded at cost. Utility fixed assets used in production of a service for resale are generally depreciated at rates designed to amortize the cost of the assets over their useful lives. The depreciation as calculated is reported as a reduction of equity in fixed assets rather than as a charge to operations. General purpose fixed assets, not related to a direct fee for service activity, are not depreciated.

Equity in fixed assets represents the City's net investment in its total fixed assets, land held for resale, and other capital assets, after deducting the portion financed by third parties through debenture debts or other long term capital borrowing.

c) Basis of Accounting

i) Revenues

The accrual basis of accounting is followed for revenues except for parking fines which are recorded on a cash basis and for government transfers which are recognized as revenues or capital finances acquired in the period that the events giving rise to the transfer occurred providing the transfers are authorized, any eligibility criteria has been met by the City, and reasonable estimates of the amounts can be made.

Proceeds from land held for resale are recorded as operating fund revenues.

ii) Expenses

Expenditures are recognized in the period the goods and services are acquired and a liability is incurred as transfers are due, with the exceptions noted below:

Interest on long term debt is recorded as an expense at the time of payment. Principal and interest payments are recorded as operating fund expenses.

Contributions for current and past service pension benefits are recorded as expenditures in the year they become due.

Vacation pay is recognized as it is earned and recorded as a current liability in the amount of \$1,539,316 (1995 - \$1,652,717).

d) Investments

Investments are recorded at cost. Investment premiums and discounts are amortized proportionately over the term of the respective investments.

e) Inventories

Inventories of materials and supplies are valued at the lower of cost or net realizable value with cost determined by the average cost method.

f) **Subdivision Development**

Subdivision development costs are treated as capital assets and divided into two categories, fixed assets and land held for resale. Land held for resale is valued at original cost. Other development costs incurred to place the land in a saleable state are classified as fixed assets.

g) **Reserves**

Reserves are established at the discretion of Council to set aside funds for future operating and capital expenditures. Transfers to and from reserves are recorded in the Consolidated Statement of Operating Surplus.

h) **Depreciation Rates**

Depreciation rates are based on the useful life of the assets.

Engineering Structures	2% to 5%
Buildings	1% to 2.5%
Equipment	10% to 100%
Mobile Equipment	3.3% to 14.3%

i) **Reclassification of Revenue and Expenses**

The City installed new accounting software in 1996 and as a result there have been some minor reclassification of some revenues and expenses.

2. INVESTMENTS

<u>Type of Investment</u>	<u>1996</u>		<u>1995</u>	
	<u>Cost</u>	<u>Market Value</u>	<u>Cost</u>	<u>Market Value</u>
Federal Government and Agencies	\$ 38,773,885	\$ 41,540,501	\$ 19,017,572	\$ 19,634,506
Provincial Government and Agencies	10,734,762	11,103,837	6,433,549	6,512,750
Other Governments	-	-	1,849,097	1,771,250
Canadian Banks	4,139,007	4,000,000	19,937,919	20,000,000
Commercial Paper	-	-	2,080,853	2,055,600
	<u>\$ 53,647,654</u>	<u>\$ 56,644,338</u>	<u>\$ 49,318,990</u>	<u>\$ 49,974,106</u>
Less Amount Included in Current Assets	<u>6,336,729</u>	<u>6,113,075</u>	<u>19,790,302</u>	<u>19,826,850</u>
	<u>\$ 47,310,925</u>	<u>\$ 50,531,263</u>	<u>\$ 29,528,688</u>	<u>\$ 30,147,256</u>

3. ACCOUNTS RECEIVABLE

Accounts Receivable are net of allowances of \$299,710 for 1996 (1995 - \$186,826) and are represented by the following:

	<u>1996</u>	<u>1995</u>
Utilities	\$ 6,223,261	\$ 5,721,820
Land Sales	1,339,145	1,465,598
Property Taxes	993,967	1,635,357
Business Taxes	31,957	82,536
Other Governments	1,264,721	578,135
Interest on Investments	1,230,028	497,309
Other	<u>682,205</u>	<u>1,505,480</u>
Total	<u>\$ 11,765,284</u>	<u>\$ 11,486,235</u>

4. LAND HELD FOR RESALE

Land held for resale is categorized as follows:

	<u>1996</u>		<u>1995</u>	
	<u>Cost</u>	<u>Market Value</u>	<u>Cost</u>	<u>Market Value</u>
Undeveloped Land				
Residential	\$ 3,744,423	\$ 12,063,521	\$ 4,508,797	\$ 12,587,559
Industrial	4,704,593	5,757,675	6,212,106	4,285,985
	<u>8,449,016</u>	<u>17,821,196</u>	<u>10,720,903</u>	<u>16,873,544</u>
Developed				
Residential	132,123	3,762,440	122,117	4,087,442
Industrial	164,204	3,163,454	114,627	3,845,830
	<u>296,327</u>	<u>6,925,894</u>	<u>236,744</u>	<u>7,933,272</u>
	<u>\$ 8,745,342</u>	<u>\$ 24,747,090</u>	<u>\$ 10,957,647</u>	<u>\$ 24,806,816</u>

5. LOAN RECEIVABLE

The Loan Receivable of \$107,700 represents the outstanding portion of a loan made by the City to the Red Deer Curling Club for plant improvements, the funds for which were obtained by the issuance of a \$200,000 debenture on October 1, 1981 for a period of 20 years.

6. FIXED ASSETS

Details of Fixed Assets recorded are as follows:

	1996 Cost	1996 Accumulated Depreciation	1996 Net Book Value
Engineering Structures	\$ 355,900,559	\$ 28,170,201	\$ 327,730,358
Buildings	68,464,849	9,730,062	58,734,787
Machinery and Equipment	43,567,885	15,045,617	28,522,268
Land	<u>23,926,239</u>	<u>0</u>	<u>23,926,239</u>
	<u>\$ 491,859,532</u>	<u>\$ 52,945,880</u>	<u>\$ 438,913,652</u>
	1995 Cost	1995 Accumulated Depreciation	1995 Net Book Value
Engineering Structures	\$ 350,781,282	\$ 25,932,726	\$ 324,848,556
Buildings	64,722,747	8,953,399	55,769,348
Machinery and Equipment	41,054,142	14,637,207	26,416,935
Land	<u>23,956,036</u>	<u>0</u>	<u>23,956,036</u>
	<u>\$ 480,514,207</u>	<u>\$ 49,523,332</u>	<u>\$ 430,990,875</u>

7. DEFERRED REVENUE

Deferred Revenue consists of funds received which relate to future periods, as follows:

	1996	1995
Advances from the Province of Alberta		
- Urban Transportation	\$ 1,756,787	\$ 197,136
- FCSS and Recreation	81,569	150,300
Prepaid Taxes	2,801,358	2,632,048
Prepaid Local Improvements	280,701	310,162
Power Supply Stabilization Advances	460,128	-
Other	<u>231,702</u>	<u>130,638</u>
	<u>\$ 5,612,245</u>	<u>\$ 3,420,284</u>

8. LONG TERM DEBT

Long Term Debt consists of debentures payable primarily to the Alberta Municipal Financing Corporation (AMFC) and a loan payable to Canada Mortgage and Housing (CMHC) for the construction of public housing units. Principal and interest amounts due are as follows:

	<u>Principal</u>	<u>Interest</u>	<u>Total</u>
1997	4,715,805	4,947,493	9,663,298
1998	5,098,410	4,410,352	9,508,762
1999	5,565,823	3,826,540	9,392,363
2000	5,522,649	3,185,253	8,707,902
2001	5,801,295	2,541,385	8,342,680
Balance	<u>16,017,301</u>	<u>6,319,445</u>	<u>22,336,746</u>
	<u>\$ 42,721,283</u>	<u>\$ 25,230,469</u>	<u>\$ 67,951,751</u>

Debentures are payable in annual amounts to the year 2008. Interest rates on these debentures range from 6.69% to 12.00%. The Province of Alberta provides an interest subsidy grant on debenture issues as follows:

<u>Debenture Issue</u>	<u>Subsidized Rate</u>
January 1, 1974 - March 31, 1980	8%
April 1, 1980 - March 31, 1981	9%
April 1, 1981 - March 31, 1982	11%
April 1, 1982 - March 31, 1983	11% for five years only

Debentures approved after March 31, 1983 are not eligible for subsidy. Effective May, 1993 the Interest Subsidy Grant was reduced by 40%.

The loan payable to CMHC was issued January 1, 1972 for a term of 50 years at an interest rate of 8.25%, with an annual repayment of interest and principal of \$26,925. Included in long term debt is the debt incurred by the City on behalf of the Red Deer Curling Club as referred to in Note 5.

Details of long term debt by function are as follows:

<u>Function</u>	<u>Outstanding Beginning of Year</u>	<u>1996 Reductions</u>	<u>Outstanding End of Year</u>
General Administration	\$ 1,290,336	\$ 224,430	\$ 1,065,906
Fire	254,903	42,277	212,626
Equipment	19,525	2,685	16,840
Roads, Walks & Lighting	14,280,793	1,140,958	13,139,835
Airport	8,788	364	8,424
Public Transit	31,765	5,000	26,765
Water Supply	7,023,518	728,689	6,294,829
Wastewater	8,185,795	794,566	7,391,229
Day Care	380,406	35,487	344,919
Cemeteries	37,022	4,562	32,460
Community Services	4,937,787	622,677	4,315,110
Public Housing	283,725	3,035	280,690
Subdivisions	8,016,228	761,438	7,254,790
Recreation	2,618,359	281,499	2,336,860
	<u>\$ 47,368,950</u>	<u>\$ 4,647,667</u>	<u>\$ 42,721,283</u>

Debt Limits

Section 271 of the Municipal Government Act requires that debt and debt limits as defined by regulation for The City of Red Deer be disclosed as follows:

	<u>1996</u>	<u>1995</u>
Total Debt Limit	\$156,548,000	\$ 155,827,000
Total Debt	42,721,000	47,369,000
	<u> </u>	<u> </u>
Debt Limit Available	\$ 113,827,000	\$ 108,458,000
	<u> </u>	<u> </u>
Service on Debt Limit	\$ 20,015,000	\$ 19,441,000
Service on Debt	5,462,000	5,908,000
	<u> </u>	<u> </u>
Service On Debt Limit Available	\$ 14,553,000	\$ 13,533,000
	<u> </u>	<u> </u>

9. RESERVES

Details of Reserves for 1996 are as follows:

	Balance Beginning of Year	Additions	Reductions	Balance End of Year
Debt Reduction	\$ 1,226,695	\$ 81,391	\$ 282,959	\$ 1,025,127
Perpetual Care	425,590	43,359	0	468,949
Future Expenditures	2,160,051	5,188,966	3,401,140	3,947,877
Red Deer Heritage	281,409	15,770	9,500	287,678
Airport	360,419	33,888	33,888	360,419
Parking	951,480	247,405	115,038	1,083,847
Waskasoo Park	1,529,844	114,739	0	1,644,583
Landfill Replacement	2,708,955	1,463,679	646,688	3,525,946
Facility Maintenance	4,504,792	0	0	4,504,792
Capital Projects	7,390,770	1,099,299	0	8,490,069
Public	69,384	337,978	5,004	402,359
Power Utility Stabilization	3,033,840	5,042,466	5,076,306	3,000,000
Water Utility Stabilization	1,073,193	1,492,720	449,418	2,116,495
Sewer Utility Stabilization	1,698,069	685,329	626,312	1,757,086
Garbage Utility Stabilization	0	396,394	0	396,394
Recycling Utility Stabilization	0	763,460	0	763,460
Mill Rate Stabilization	7,802,850	1,777,314	2,981,731	6,598,433
Equipment Replacement	3,920,406	1,091,156	357,014	4,654,548
Total Reserves	<u>\$ 39,137,747</u>	<u>\$ 19,875,313</u>	<u>\$ 13,984,998</u>	<u>\$ 45,028,062</u>

10. CONTINGENCIES

Insurance Agreement

The City is a member of a reciprocal insurance agreement known as the Alberta Local Authorities Reciprocal Insurance Exchange (ALARIE), licensed by the Superintendent of Insurance of Alberta on October 1, 1990 and governed by Section 15 of the Insurance Act of Alberta.

The City is committed to making a contribution of \$265,000 to ALARIE in 1997. A portion of this payment, in excess of the cost of purchasing liability insurance, is being accumulated in a self insurance fund administered by ALARIE. The City's liability insurance coverage will continue to be purchased through ALARIE.

Under the terms of membership, the City could become liable for its proportionate share of any claim losses in excess of the funds held by the exchange. ALARIE has set aside a pool of funds to satisfy probable losses.

11. UNFUNDED PENSION LIABILITY

Employees of The City of Red Deer participate in the Local Authorities Pension Plan, which is one of the plans covered by the Public Sector Pension Plans Act. The Plan covers approximately 89,000 employees of approximately 500 non-government employer organizations such as municipalities, hospitals, and schools (non-teachers).

The City of Red Deer is required to make current service contributions to the Plan of 5.550% of pensionable payroll up to the year's maximum pensionable earnings under the Canada Pension Plan, and 7.425% on pensionable earnings above this amount. Included in the above rates are past service contributions to the Plan of 0.87% of pensionable payroll required to eliminate an unfunded liability related to service prior to 1992.

Employees of The City of Red Deer are required to make current service contributions of 4.550% of pensionable salary up to the year's maximum pensionable earnings under the Canada Pension Plan, and 6.425% on pensionable salary above this amount. Included in the above rates, the employees are required to make past service contributions to the Plan of 0.087% of pensionable salary to eliminate the unfunded liability related to service prior to 1992.

Total current and past service contributions by The City of Red Deer to the Local Authorities Pension Plan in 1996 were \$1,193,514 (1995 - \$1,168,824). Total current and past service contributions by the employees of The City of Red Deer to the Local Authorities Pension Plan in 1996 were \$991,093 (1995 - \$970,600).

During 1993, the Alberta Legislature passed the Public Sector Pension Plans Act which established the basis for meeting the unfunded liabilities under defined benefit pension plans for employees of the provincial government, post-secondary educational institutions and employees of local authorities. The provisions of the legislation relating to the Plan required that the unfunded liability in the Plan must be eliminated on or before December 31, 2036. Additional contributions are to be paid annually by the Crown in the aggregate amount of 30% of the total required and 35% each by the employers and employees based on the pensionable salaries of the employees to eliminate the unfunded liability. The most recent actuarial valuation of the Local Authorities Pension Plan, carried out at December 31, 1996, indicates an unfunded liability in the Plan of \$331.9 million.

12. SALARY AND BENEFITS DISCLOSURE

Disclosure of salaries and benefits for elected municipal officials, the chief administrative officer and designated officers as required by provincial regulations is as follows:

	1996				1995	
	No. of Persons	Salary	Benefits & Allowances	Total	No. of Persons	Total
Mayor	1	\$ 62,129	\$ 6,401	\$ 68,530	1	\$ 71,407
Councillors	8	128,100	7,563	135,663	13	129,704
City Manager	1	106,905	10,758	117,663	1	116,275
Designated Officers	4	323,273	38,480	361,753	4	347,886

13. PROPERTY TAXES LEVIED AND GRANTS IN LIEU OF TAXES

Details of taxes levied and grants in lieu of taxes are as follows:

	1996 <u>Budget</u>	1996 <u>Actual</u>	1995 <u>Actual</u>
PROPERTY TAXES			
Real Property Taxes	\$ 41,452,461	\$ 40,961,236	\$ 41,005,175
Grants in Lieu of Taxes			
- Provincial Government	1,451,665	1,407,162	1,475,595
- Federal Government	126,124	126,124	122,299
Power, Pipeline, Cable TV and Other Taxes	1,060,705	1,060,741	1,068,350
	<u>\$ 44,090,955</u>	<u>\$ 43,555,263</u>	<u>\$ 43,671,419</u>
 LESS: PROPERTY TAXES COLLECTED FOR OTHERS			
- School Boards	22,617,868	22,617,858	21,403,192
- Provincial School Foundation	0	0	703,431
- Red Deer Public Library	1,136,752	1,033,041	1,118,059
- Piper Creek Foundation	0	0	289,328
- Towne Centre Association	111,000	112,927	114,756
	<u>\$ 23,865,620</u>	<u>\$ 23,763,826</u>	<u>\$ 23,628,766</u>
	<u>\$ 20,225,335</u>	<u>\$ 19,791,437</u>	<u>\$ 20,042,653</u>

14. OTHER REVENUES

Other Revenues consist of:

	1996	1995
Electrical Transmission Recovery	\$ 1,974,100	\$
Equipment & Facility Rental	1,831,698	1,617,215
Income Tax Rebates on Power	387,719	1,544,351
Parking and Traffic Fines	1,099,631	1,065,380
Franchise Fees	1,342,477	1,087,275
Proceeds on Disposal of Fixed Assets	529,216	433,450
Penalties and Service Charges	983,697	863,601
Licenses and Permits	813,193	777,220
Contribution to Library Expansion		338,648
Other	2,622,066	2,579,513
	<u>\$ 11,583,797</u>	<u>\$ 10,306,653</u>

Supplementary Financial Statements

Operating Revenue and Expenditure Detail

General Fund

GENERAL**STATEMENT OF REVENUE & EXPENDITURE
FOR THE YEAR ENDED DECEMBER 31, 1996**

	<u>Legislative & Administrative</u>	<u>Police & Protective</u>	<u>Fire & Ambulance</u>	<u>Public Transit</u>
REVENUES				
Sales of Goods & Services	\$ 69,042	\$ 40,712	\$ 506,167	\$ 1,654,421
Other Revenue from Own Sources	2,485,902	1,622,907	67,290	70
Provincial Grants	28,908	8,899	4,552	669
Other Grants Received	0	0	71,000	0
Transfer from Operating (Schedule L)	11,624,820	97,963	171,000	20,455
	<u>14,208,672</u>	<u>1,770,481</u>	<u>820,009</u>	<u>1,675,615</u>
EXPENSES				
Salaries, Wages & Benefits	4,560,099	2,000,104	5,556,241	1,634,111
Contracted Services	1,998,258	278,259	316,604	86,097
Purchases from Other Governments	0	5,761,265	0	0
Purchases of Materials & Supplies	159,976	43,013	183,473	29,784
Contribution to Municipal Agencies	0	0	0	0
Grants to Organizations	72,508	12,400	0	0
Financial Charges	541,528	0	70,926	8,812
Other	209,142	290	0	0
Transfer to Operating (Schedule L)	1,600,021	237,270	371,983	1,085,341
Net Transfer to Capital	8,616,451	10,433	309,095	17,117
	<u>17,757,983</u>	<u>8,343,034</u>	<u>6,808,322</u>	<u>2,861,262</u>
OPERATING (DEFICIT) BEFORE TAXES & OTHER REVENUE	<u>(3,549,311)</u>	<u>(6,572,553)</u>	<u>(5,988,313)</u>	<u>(1,185,647)</u>
TAXES AND OTHER MUNICIPAL REVENUE				
Net Taxes for General Purposes (Schedule B)				
General Municipal Revenue (Schedule B)				
OPERATING (DEFICIT)				
Net Transfers (To) from Reserves				
Transfer from Accumulated Surplus				
SURPLUS AFTER TRANSFERS				

Note: Interfund transactions have not been eliminated.

<u>Transportation</u>	<u>Social Planning</u>	<u>Community</u>	<u>Recreation Parks & Culture</u>	<u>1996 Totals</u>	<u>1995 Totals</u>
\$ 540,498	\$ 0	\$ 186,768	\$ 2,269,135	\$ 5,266,743	\$ 5,568,588
428,247	90,104	224,542	3,042,623	7,961,685	6,271,667
545,915	916,081	57,097	79,830	1,641,951	2,078,204
206,149	27,697	17,587	529,077	851,510	391,380
848,891	4,355	11,967	153,473	12,932,924	12,159,911
<u>2,569,700</u>	<u>1,038,237</u>	<u>497,961</u>	<u>6,074,138</u>	<u>28,654,813</u>	<u>26,469,750</u>
3,921,782	215,153	346,270	5,788,006	24,021,766	23,237,974
1,249,400	64,834	381,229	1,674,226	6,048,907	4,849,099
4,301	0	0	1,233,377	6,998,943	5,733,507
926,186	2,543	116,609	1,186,797	2,648,381	2,813,310
0	12,623	0	0	12,623	1,800
280,033	1,039,738	208,277	1,694,659	3,307,615	1,856,815
2,692,045	81,136	1,206,425	599,887	5,200,759	5,337,576
(61,424)	0	0	56,983	204,991	399,342
2,003,111	34,926	46,843	1,130,537	6,510,032	5,957,682
(14,011)	24,711	5,232	268,421	9,237,449	6,373,077
<u>11,001,423</u>	<u>1,475,664</u>	<u>2,310,885</u>	<u>13,632,893</u>	<u>64,191,466</u>	<u>56,560,182</u>
<u>(8,431,723)</u>	<u>(437,427)</u>	<u>(1,812,924)</u>	<u>(7,558,755)</u>	<u>(35,536,653)</u>	<u>(30,090,432)</u>
				<u>22,334,263</u>	<u>22,712,789</u>
				<u>6,040,100</u>	<u>6,174,038</u>
				<u>(7,162,290)</u>	<u>(1,203,605)</u>
				<u>5,370,522</u>	<u>(4,950,799)</u>
				<u>1,884,594</u>	<u>6,346,018</u>
				<u>\$ 92,826</u>	<u>\$ 191,614</u>

Note: Interfund transactions have not been eliminated.

GENERAL TAX & OTHER REVENUES - DETAILS

FOR THE YEAR ENDED DECEMBER 31, 1996

NET TAXES FOR GENERAL MUNICIPAL PURPOSES

	<u>1996 Actual</u>	<u>1995 Actual</u>
Net Property Taxes (Note 13)	\$ 19,791,437	\$ 19,791,838
Business Taxes	1,715,292	1,746,442
Mobile Home License Fees	949	250,815
Local Improvement Levies	<u>259,749</u>	<u>372,024</u>
Net Taxes for General Municipal Purposes	\$ 21,767,427	\$ 22,161,119
Transfer of Local Improvement Levies to Utilities	(135,221)	(103,350)
Transfer from Electric Light & Power in Lieu of Taxes	<u>702,057</u>	<u>655,020</u>
Net Taxes for General Municipal Purposes (Schedule A)	<u>\$ 22,334,263</u>	<u>\$ 22,712,789</u>

GENERAL MUNICIPAL REVENUES

	<u>1996 Actual</u>	<u>1995 Actual</u>
Penalties and Costs on Taxes	\$ 255,403	\$ 232,709
Franchises	1,342,477	1,087,275
Return on Investments	2,041,751	2,176,938
Other Revenue from Own Sources	890,602	52,510
Provincial Unconditional Grants	<u>1,509,867</u>	<u>2,624,606</u>
General Municipal Revenues (Schedule A)	<u>\$ 6,040,100</u>	<u>\$ 6,174,038</u>

Operating Revenue and Expenditure Detail

Utility Funds

THE CITY OF RED DEER

SCHEDULE C

PARKINGSTATEMENT OF REVENUE & EXPENSES
FOR THE YEAR ENDED DECEMBER 31, 1996

	<u>1996</u>	<u>1995</u>
REVENUES		
Fees	\$ 314,487	\$ 394,302
Fines	329,478	270,469
Provincial Grants	4,625	5,317
Other	55,214	2,753
	<u>703,804</u>	<u>672,841</u>
EXPENSES		
Administration	205,406	200,711
Meter & Lot Maintenance	94,050	78,397
Transfers to Operating (Schedule L)	218,729	262,776
Debt Charges	93,338	93,338
Transfer to Capital	54,787	0
	<u>666,310</u>	<u>635,222</u>
OPERATING SURPLUS	37,494	37,619
Surplus Transfer to Reserve	<u>(37,494)</u>	<u>(37,619)</u>
DEFICIT AFTER RESERVE TRANSFERS	\$ <u>0</u>	\$ <u>0</u>

Note: Interfund transactions have been eliminated.

THE CITY OF RED DEER

SCHEDULE D

EQUIPMENTSTATEMENT OF REVENUE & EXPENSES
FOR THE YEAR ENDED DECEMBER 31, 1996

	<u>1996</u>	<u>1995</u>
REVENUES		
Transfers from Operating (Schedule L)	\$ 5,216,596	\$ 3,409,082
Other Rentals & Recoveries	537,463	618,981
Provincial Grants	441,818	461
Other	44,995	79,681
	<u>6,240,872</u>	<u>4,108,205</u>
EXPENSES		
Salaries, Wages & Benefits	869,213	760,262
Parts & Supplies	871,088	575,617
Fuel & Oil	557,968	498,418
Radio Rental	274,568	338,190
Insurance	99,030	97,030
Other Operating Costs	89,925	120,998
Debt charges	5,028	5,028
Transfers to Operating (Schedule L)	1,605,571	123,879
Transfer to Capital - Depreciation	552,635	814,129
Transfer to Capital - Minor Capital	302,651	20,110
	<u>5,227,677</u>	<u>3,353,661</u>
OPERATING SURPLUS	1,013,195	754,544
Surplus Transfer to Capital Fund	(1,013,177)	(758,400)
Net Transfer (to) from Reserves	(18)	3,856
SURPLUS AFTER TRANSFERS	<u><u>\$ 0</u></u>	<u><u>\$ 0</u></u>

Note: Interfund transactions have been eliminated.

THE CITY OF RED DEER

SCHEDULE E

WATERSTATEMENT OF REVENUE & EXPENSES
FOR THE YEAR ENDED DECEMBER 31, 1996

	<u>1996</u>	<u>1995</u>
REVENUES		
Residential	\$ 3,431,712	\$ 3,294,148
Commercial	2,900,917	2,899,866
Service Connection Fees	12,166	137,735
Penalties & charges	65,212	70,337
Provincial grants	67,250	82,218
Local Improvement Levies	106,232	102,314
Other	78,379	38,230
Transfers from Operating (Schedule L)	416,207	400,276
	<u>7,078,075</u>	<u>7,025,124</u>
EXPENSES		
Administration	83,571	117,729
Purification & Treatment	1,387,983	1,226,988
Distribution	917,291	1,003,695
Pumping	24,443	29,064
Debt charges	1,570,203	1,570,203
Transfers to Operating (Schedule L)	1,973,128	1,949,097
Net Transfer to Capital	645,680	674,783
	<u>6,602,299</u>	<u>6,571,559</u>
OPERATING SURPLUS	475,776	453,565
Net Transfer to Reserve	<u>(475,776)</u>	<u>(1,036,013)</u>
SURPLUS AFTER RESERVE TRANSFERS	0	(582,448)
Budgeted Transfer from Accumulated Surplus	0	582,448
SURPLUS AFTER TRANSFERS	<u>\$ 0</u>	<u>\$ 0</u>

Note: Interfund transactions have not been eliminated.

THE CITY OF RED DEER

SCHEDULE F

WASTEWATER

STATEMENT OF REVENUE & EXPENSES

FOR THE YEAR ENDED DECEMBER 31, 1996

	<u>1996</u>	<u>1995</u>
REVENUES		
Residential	\$ 2,685,715	\$ 2,562,545
Commercial	2,314,367	2,506,663
Penalties & Charges	51,055	48,864
Provincial Grants	90,649	100,879
Local Improvement Levies	971	1,035
Other	182,744	33,344
Transfers from Operating (Schedule L)	31,845	39,238
	<u>5,357,346</u>	<u>5,292,568</u>
EXPENSES		
Administration Costs	101,075	125,787
Collection	1,049,585	986,630
Treatment and disposal	316,662	311,321
Debt charges	1,739,407	1,484,095
Transfers to Operating (Schedule L)	1,747,806	1,532,951
Net Transfer to Capital	858,496	942,760
	<u>5,813,031</u>	<u>5,383,544</u>
OPERATING (DEFICIT)	(455,685)	(90,976)
Net Transfer (to) from Reserve	<u>292,425</u>	<u>(1,419,024)</u>
(DEFICIT) AFTER RESERVE TRANSFERS	(163,260)	(1,510,000)
Budgeted Transfer (from) Accumulated Surplus	163,260	1,510,000
SURPLUS AFTER TRANSFERS	<u><u>\$ 0</u></u>	<u><u>\$ 0</u></u>

Note: Interfund transactions have not been eliminated.

THE CITY OF RED DEER
SOLID WASTE COLLECTION
 STATEMENT OF REVENUE & EXPENSES
 FOR THE YEAR ENDED DECEMBER 31, 1996

SCHEDULE G

	<u>1996</u>	<u>1995</u>
REVENUES		
Residential	\$ 1,276,028	\$ 1,220,489
Commercial	1,957,454	1,898,115
Penalties & charges	33,280	33,242
Other	3,281	17,830
Transfers from Operating (Schedule L)	94,516	92,678
	<u>3,364,559</u>	<u>3,262,354</u>
EXPENSES		
Administration	17,568	39,339
Collection	2,686,650	2,609,024
Transfers to Operating (Schedule L)	581,498	629,906
Net Transfer to Capital	0	610
	<u>3,285,716</u>	<u>3,278,879</u>
OPERATING SURPLUS (DEFICIT)	78,843	(16,525)
Net Transfer (To) Reserves	<u>(50,599)</u>	<u>0</u>
SURPLUS (DEFICIT) AFTER RESERVE TRANSFERS	28,244	(16,525)
Budgeted Transfer (From) Accumulated Surplus	<u>(28,244)</u>	<u>(45,057)</u>
SURPLUS (DEFICIT) AFTER TRANSFERS	\$ 0	\$ (61,582)

Note: Interfund transactions have not been eliminated.

THE CITY OF RED DEER
SOLID WASTE DISPOSAL
 STATEMENT OF REVENUE & EXPENSES
 FOR THE YEAR ENDED DECEMBER 31, 1996

SCHEDULE H

	<u>1996</u>	<u>1995</u>
REVENUE		
Fees	<u>\$ 1,490,274</u>	<u>\$ 1,467,472</u>
EXPENSES		
Disposal Costs	474,190	469,572
Transfers to Operating (Schedule L)	392,868	337,435
Transfer to Capital	300,000	2,004,975
	<u>\$ 1,167,058</u>	<u>\$ 2,811,982</u>
OPERATING SURPLUS (DEFICIT)	323,216	(1,344,510)
Surplus Transfer (to) from Reserve	<u>(323,216)</u>	<u>1,344,510</u>
DEFICIT AFTER TRANSFERS	<u><u>\$ 0</u></u>	<u><u>\$ 0</u></u>

Note: Interfund transactions have not been eliminated.

THE CITY OF RED DEER

SCHEDULE I

RECYCLINGSTATEMENT OF REVENUE & EXPENSES
FOR THE YEAR ENDED DECEMBER 31, 1996

	<u>1996</u>	<u>1995</u>
REVENUES		
Residential	\$ 579,133	\$ 584,266
Multi-Family Residential	215,558	226,651
Penalties & charges	8,073	8,625
Other	59,892	171,172
Transfers from Operating (Schedule L)	55,000	55,000
	<u>917,656</u>	<u>1,045,714</u>
EXPENSES		
Recycling Costs	702,866	691,709
Transfers to Operating (Schedule L)	111,299	112,550
Transfer to Capital	0	10,000
	<u>814,165</u>	<u>814,259</u>
OPERATING SURPLUS	103,491	231,455
Surplus Transfers from (to) Reserve	<u>(121,167)</u>	<u>10,968</u>
SURPLUS AFTER RESERVE TRANSFER	(17,676)	242,423
Budgeted Transfer (to) from Accumulated Surplus	17,676	(39,644)
SURPLUS AFTER TRANSFERS	\$ <u>0</u>	\$ <u>202,779</u>

Note: Interfund transactions have not been eliminated.

THE CITY OF RED DEER

SCHEDULE J

SUBDIVISIONSSTATEMENT OF REVENUE & EXPENSES
FOR THE YEAR ENDED DECEMBER 31, 1996

	<u>1996</u>	<u>1995</u>
REVENUES		
Lot sales	\$ 4,690,801	\$ 2,962,228
Debenture interest subsidy	79,073	85,963
Local Improvement Levies	5,527	
Transfers from Operating (Schedule L)	240,000	240,000
	<u>5,015,401</u>	<u>3,288,191</u>
EXPENSES		
Administration	129,563	122,280
Debt charges	1,685,058	1,685,058
Transfer to Operating (Schedule L)	945,732	912,375
Transfer to Capital	2,256,548	566,978
	<u>5,016,901</u>	<u>3,286,691</u>
OPERATING SURPLUS (DEFICIT)	(1,500)	1,500
Surplus Transfer (to) from Reserve	<u>1,500</u>	<u>(1,500)</u>
SURPLUS AFTER TRANSFERS	<u>\$ 0</u>	<u>\$ 0</u>

Note: Interfund transactions have not been eliminated.

THE CITY OF RED DEER
ELECTRIC LIGHT & POWER
 STATEMENT OF REVENUE & EXPENSES
 FOR THE YEAR ENDED DECEMBER 31, 1996

SCHEDULE K

	<u>1996</u>	<u>1995</u>
REVENUES		
Residential	\$ 11,849,968	\$ 11,466,286
Commercial	20,867,903	22,031,089
Penalties & charges	532,559	532,761
Provincial grants	0	1,854,000
Income tax rebates	387,719	1,544,351
Transmission Cost Recovery	1,974,100	0
Other	311,016	232,529
Transfers from Operating (Schedule L)	2,100,614	2,162,657
	<u>38,023,879</u>	<u>39,823,673</u>
EXPENSES		
Purchase of Power for Resale	24,274,118	23,301,307
Income tax rebates	602,569	1,544,351
Administration	1,204,119	1,178,010
Customer billing & collection	326,169	423,217
Distribution & maintenance	726,986	781,948
Transfers to Operating (Schedule L)	7,306,894	6,646,524
Transfer in Lieu of Taxes	702,057	655,020
Net Transfer to Capital	1,765,289	1,056,161
	<u>36,908,201</u>	<u>35,586,538</u>
OPERATING SURPLUS	1,115,678	4,237,135
Surplus Transfer (to) from Reserve	<u>(1,115,678)</u>	<u>(4,237,135)</u>
DEFICIT AFTER TRANSFERS	\$ <u>0</u>	\$ <u>0</u>

Note: Interfund transactions have not been eliminated.

CITY OF RED DEER

SCHEDULE OF INTERNAL OPERATING CHARGES & TRANSFERS

FOR THE YEAR ENDED DECEMBER 31, 1996

	<u>GENERAL</u>	<u>PARKING</u>	<u>EQUIPMENT FUND</u>	<u>WATER</u>	<u>WASTE WATER</u>
TRANSFERS FROM OPERATING					
TRANSFERS					
Administration Charges	\$ 9,015,532	\$ 0	86,376	\$ 0	\$ 0
Hydrant Rental	0	0	0	180,069	0
Meter Maintenance	0	0	0	126,052	0
Meter Readers	0	0	0	0	0
Interest - Subdivisions	228,540	0	0	0	0
Interest - Inventory	79,200	0	0	0	0
E.L. & P. Building Debenture	116,760	0	0	0	0
Prepaid Debentures	183,603	0	0	0	0
Utility Billing	1,196,064	0	0	0	0
Other	2,030,040	0	219,480	0	0
	<u>12,849,739</u>	<u>0</u>	<u>305,856</u>	<u>306,121</u>	<u>0</u>
INTERNAL COST RECOVERIES					
Equipment Rental	0	0	5,216,596	0	0
Utilities	0	0	0	110,086	31,845
Facility Rental	83,185	0	0	0	0
	<u>83,185</u>	<u>0</u>	<u>5,216,596</u>	<u>110,086</u>	<u>31,845</u>
TOTAL	\$ <u>12,932,924</u>	\$ <u>0</u>	\$ <u>5,522,452</u>	\$ <u>416,207</u>	\$ <u>31,845</u>
TRANSFER TO OPERATING					
TRANSFERS					
Administration Charges					
- General	\$ 355,176	\$ 0	\$ 0	\$ 686,733	\$ 672,760
- Engineering	0	0	0	153,900	153,900
- Public Works	0	0	0	121,968	121,968
- Meter Readers	0	0	0	51,480	51,480
- Utility Billing	0	0	0	255,516	255,516
Prepaid Debentures	1,695	0	46,548	28,260	0
Hydrant Rental	90,035	0	0	0	0
Meter Maintenance	0	0	0	0	0
Interest - Subdivisions	0	0	0	0	0
E.L. & P. Building Debenture	0	0	0	0	0
Interest - Inventory	0	0	0	0	0
Other	1,616,298	200,346	36,612	0	0
	<u>2,063,204</u>	<u>200,346</u>	<u>83,160</u>	<u>1,297,857</u>	<u>1,255,624</u>
INTERNAL CHARGES					
Equipment Rental	3,005,898	17,482	1,503,132	250,990	176,400
Utilities	1,357,745	901	19,279	424,281	315,782
Facility Rental	83,185	0	0	0	0
	<u>4,446,828</u>	<u>18,383</u>	<u>1,522,411</u>	<u>675,271</u>	<u>492,182</u>
TOTAL	\$ <u>6,510,032</u>	\$ <u>218,729</u>	\$ <u>1,605,571</u>	\$ <u>1,973,128</u>	\$ <u>1,747,806</u>

SCHEDULE L

<u>SOLID WASTE COLLECTION</u>	<u>SOLID WASTE DISPOSAL</u>	<u>RECYCLING</u>	<u>SUBDIVISIONS</u>	<u>ELECTRIC LIGHT & POWER</u>	<u>TOTAL</u>
\$ 0	\$ 0	\$ 0	\$ 0	0	\$ 9,101,908
0	0	0	0	0	180,069
0	0	0	0	0	126,052
0	0	0	0	102,960	102,960
0	0	0	240,000	0	468,540
0	0	0	0	0	79,200
0	0	0	0	0	116,760
0	0	0	0	0	183,603
60,000	0	0	0	0	1,256,064
0	0	55,000	0	0	2,304,520
<u>60,000</u>	<u>0</u>	<u>55,000</u>	<u>240,000</u>	<u>102,960</u>	<u>13,919,676</u>
0	0	0	0	0	5,216,596
34,516	0	0	0	1,997,654	2,174,101
0	0	0	0	0	83,185
<u>34,516</u>	<u>0</u>	<u>0</u>	<u>0</u>	<u>1,997,654</u>	<u>7,473,882</u>
<u>\$ 94,516</u>	<u>\$ 0</u>	<u>\$ 55,000</u>	<u>\$ 240,000</u>	<u>\$ 2,100,614</u>	<u>\$ 21,393,558</u>
\$ 322,740	\$ 177,000	\$ 0	\$ 502,908	\$ 6,469,412	\$ 9,186,729
0	0	0	0	0	307,800
10,330	86,300	23,280	0	0	363,846
0	0	0	0	0	102,960
248,421	54,300	79,498	0	406,512	1,299,763
0	0	0	79,800	0	156,303
0	0	0	0	0	90,035
0	0	0	0	0	0
0	0	0	228,540	0	228,540
0	0	0	0	116,760	116,760
0	0	0	0	79,200	79,200
0	0	0	134,484	0	1,987,740
<u>581,491</u>	<u>317,600</u>	<u>102,778</u>	<u>945,732</u>	<u>7,071,884</u>	<u>13,919,676</u>
7	75,268	8,522	0	178,897	5,216,596
0	0	0	0	56,113	2,174,101
0	0	0	0	0	83,185
<u>7</u>	<u>75,268</u>	<u>8,522</u>	<u>0</u>	<u>235,010</u>	<u>7,473,882</u>
<u>\$ 581,498</u>	<u>\$ 392,868</u>	<u>\$ 111,300</u>	<u>\$ 945,732</u>	<u>\$ 7,306,894</u>	<u>\$ 21,393,558</u>

Operating Revenue and Expenditure Summary

General and Utility Funds

THE CITY OF RED DEER

OPERATING SURPLUS (DEFICIT) - BY FUNCTION

1992-1996

	1996 Budget	1996 Actual
Legislative & Administrative		
Council and Legislative	\$ (291,890)	\$ (271,226)
General Administration	(5,124,327)	(13,302,883)
Police & Protective		
Police	(6,568,046)	(6,178,505)
Disaster Services	(3,720)	(460)
Inspection	(171,299)	(254,281)
Fire & Ambulance		
Fire Fighting and Prevention	(5,190,656)	(5,284,268)
Ambulance Services	(657,592)	(503,063)
Public Transit	(242,016)	(120,761)
Transportation		
Roads, Streets, Walks and Lighting	(7,154,636)	(7,141,999)
Airport	(179,864)	(135,503)
Social Planning		
Social Planning	(282,083)	(257,174)
Day Care	(143,100)	(149,682)
Community		
Community	(1,380,984)	(1,378,679)
Cemeteries	50,510	79,758
Economic Development	(426,827)	(351,714)
Public Housing	(131,020)	(122,014)
Recreation Parks & Culture		
Recreation and Parks	(3,791,857)	(4,985,525)
Cultural	(1,742,633)	(1,727,895)
Parking	152,519	256,223
Equipment Pool	(3,462,667)	(3,916,863)
Water	1,935,221	1,926,465
Wastewater	1,504,914	1,259,306
Solid Waste Collection	517,561	565,825
Solid Waste Disposal	885,043	716,085
Recycling	39,484	159,790
Subdivision	697,168	704,232
Electric Light & Power	7,839,274	7,024,015
	(23,323,523)	(33,390,796)
Net Taxes for General Purposes	22,389,705	21,865,737
Other General Revenues	5,651,285	6,040,101
OPERATING SURPLUS (Deficit)	4,717,467	(5,484,958)
Net Transfer (to) from Reserves	(4,416,007)	3,540,498
Net Transfer from Prior Year's Surplus	121,304	2,037,286
SURPLUS AFTER TRANSFERS	422,764	92,826

1995 Actual	1994 Actual	1993 Actual	1992 Actual
\$ (290,872) (9,559,133)	\$ (248,700) (7,750,420)	\$ (260,895) (6,305,658)	\$ (287,020) (12,069,101)
(6,042,202)	(5,993,475)	(5,876,598)	(5,816,232)
(4,184)	(3,720)	0	(579)
(133,575)	(202,731)	(258,933)	(68,764)
(5,012,508)	(5,244,902)	(5,398,417)	(5,299,332)
(679,910)	(591,489)	(746,776)	(836,302)
(218,157)	(279,194)	(478,703)	(574,551)
(6,755,387)	(7,269,448)	(7,515,189)	(6,857,295)
(29,789)	(113,530)	(91,742)	(108,950)
(269,608)	(196,850)	(252,990)	(216,331)
(83,103)	(108,592)	(113,022)	(63,782)
(1,381,173)	(1,416,199)	(1,435,115)	(1,449,943)
68,164	23,648	19,177	(17,349)
(350,220)	(203,691)	(222,144)	(377,167)
(121,749)	(104,306)	(130,660)	(174,751)
(3,670,424)	(3,853,932)	(3,109,532)	(3,168,378)
(1,741,297)	(1,664,315)	(1,556,567)	(1,483,848)
299,547	286,633	317,865	629,913
(3,289,059)	(3,234,895)	(3,191,488)	(3,183,201)
1,898,271	2,183,522	1,130,926	1,093,323
1,401,702	2,025,142	1,916,000	1,408,349
520,701	519,186	537,363	448,513
(967,430)	920,088	731,655	448,269
249,361	251,872	209,720	232,050
673,875	652,491	488,332	566,903
9,469,410	9,559,162	7,746,797	7,289,924
(26,018,749)	(22,058,645)	(23,846,594)	(29,935,632)
22,161,119	22,807,941	21,698,451	21,833,699
6,156,783	6,876,226	6,672,243	10,903,854
2,299,153	7,625,522	4,524,100	2,801,921
8,353,766	(3,994,599)	(3,967,155)	(2,045,143)
(10,320,109)	393,874	655,267	603,195
332,810	4,024,797	1,212,212	1,359,973

THE CITY OF RED DEER
OPERATING REVENUES - BY FUNCTION
1992-1996

	1996 <u>Budget</u>	1996 <u>Actual</u>
Legislative & Administrative		
Council and Legislative	\$ 0	\$ 0
General Administration	2,456,240	2,582,980
Police & Protective		
Police	812,500	777,016
Disaster Services	0	0
Inspection	932,000	895,502
Fire & Ambulance		
Fire Fighting and Prevention	97,052	71,842
Ambulance Services	525,000	577,167
Public Transit	1,557,524	1,655,161
Transportation		
Roads, Streets, Walks and Lighting	1,364,670	1,566,711
Airport	140,968	154,098
Social Planning		
Social Planning	933,212	941,805
Day Care	99,237	92,077
Community		
Community	33,888	37,406
Cemeteries	240,364	238,975
Economic Development	600	70,553
Public Housing	33,303	31,532
Recreation Parks & Culture		
Recreation and Parks	2,113,340	2,650,297
Cultural	1,728,627	2,105,598
Parking	595,873	679,104
Equipment Pool	1,306,257	718,420
Water	6,755,440	6,524,692
Wastewater	5,663,292	5,324,531
Solid Waste Collection	3,253,000	3,269,433
Solid Waste Disposal	1,738,000	1,490,274
Recycling	832,250	862,282
Subdivision	5,591,723	4,775,401
Electric Light & Power	35,545,256	35,694,872
	<u>74,349,616</u>	<u>73,787,729</u>
Net Taxes for General Purposes	22,389,705	21,865,737
Other General Revenues	5,651,285	6,040,101
OPERATING REVENUES	<u>102,390,606</u>	<u>101,693,567</u>
Net Transfer from Prior Year's Surplus	121,304	2,037,286
REVENUES AFTER TRANSFER	<u>102,511,910</u>	<u>103,730,853</u>

1995 <u>Actual</u>	1994 <u>Actual</u>	1993 <u>Actual</u>	1992 <u>Actual</u>
\$ 0	\$ 0	\$ 0	\$ 0
2,836,428	1,913,789	1,693,955	1,363,786
815,140	935,210	749,836	846,289
0	0	0	0
888,138	784,549	735,758	913,459
56,915	55,172	38,617	58,020
542,415	513,449	545,812	543,346
1,494,600	1,407,695	1,362,439	1,249,887
1,693,818	1,756,025	1,587,828	1,791,837
149,111	182,649	163,322	159,757
1,004,438	1,075,616	1,143,731	1,189,133
217,698	189,436	165,685	242,674
67,949	72,801	64,314	72,444
243,174	189,620	203,597	164,886
769	143	134	436
24,285	51,930	3,078	3,078
3,399,209	3,144,384	3,796,929	3,970,041
893,286	744,841	637,253	636,916
671,993	807,353	1,045,722	1,060,608
699,122	1,312,028	756,038	785,538
6,522,532	6,541,119	6,313,290	6,228,303
5,252,295	5,357,359	5,211,361	5,388,205
3,169,675	3,098,978	3,051,536	2,735,690
1,507,116	1,637,987	1,501,838	1,122,100
951,070	920,612	918,607	873,745
3,048,191	4,344,854	6,221,835	6,933,132
37,754,403	37,624,857	37,118,623	35,411,672
73,903,770	74,662,456	75,031,138	73,744,982
22,161,119	22,807,941	21,698,451	21,833,699
6,156,783	6,876,226	6,672,243	10,903,854
102,221,672	104,346,623	103,401,832	106,482,535
8,353,766	393,874	655,267	603,195
110,575,438	104,740,497	104,057,099	107,085,730

THE CITY OF RED DEER
OPERATING EXPENSES - BY FUNCTION
1992-1996

	1996 <u>Budget</u>	1996 <u>Actual</u>
Legislative & Administrative		
Council and Legislative	\$ 291,890	\$ 271,226
General Administration	7,580,567	15,885,863
Police & Protective		
Police	7,380,546	6,955,521
Disaster Services	3,720	460
Inspection	1,103,299	1,149,783
Fire & Ambulance		
Fire Fighting and Prevention	5,287,708	5,356,110
Ambulance	1,182,592	1,080,230
Public Transit	1,799,540	1,775,922
Transportation		
Roads, Streets, Walks and Lighting	8,519,306	8,708,710
Airport	320,832	289,601
Social Planning		
Social Planning	1,215,295	1,198,979
Day Care	242,337	241,759
Community		
Community	1,414,872	1,416,085
Cemeteries	189,854	159,217
Economic Development	427,427	422,267
Public Housing	164,323	153,546
Recreation, Parks & Culture		
Recreation and Parks	5,905,197	7,635,822
Cultural	3,471,260	3,833,493
Parking	443,354	422,881
Equipment Pool	4,768,924	4,635,283
Water	4,820,219	4,598,227
Wastewater	4,158,378	4,065,225
Solid Waste Collection	2,735,439	2,703,608
Solid Waste Disposal	852,957	774,189
Recycling	792,766	702,492
Subdivision	4,894,555	4,071,169
Electric Light & Power	27,705,982	28,670,857
OPERATING EXPENDITURES	<u>97,673,139</u>	<u>107,178,525</u>
Net Transfer to (from) Reserves	4,416,007	(3,540,498)
EXPENDITURES AFTER TRANSFER	<u><u>102,089,146</u></u>	<u><u>103,638,027</u></u>

<u>1995</u> <u>Actual</u>	<u>1994</u> <u>Actual</u>	<u>1993</u> <u>Actual</u>	<u>1992</u> <u>Actual</u>
\$ 290,872 \$ 248,700 \$ 260,895 \$ 287,020			
12,395,561 9,664,209 7,999,613 13,432,887			
6,857,342 6,928,685 6,626,434 6,662,521			
4,184 3,720 0 579			
1,021,713 987,280 994,691 982,223			
5,069,423 5,300,074 5,437,034 5,357,352			
1,222,325 1,104,938 1,292,588 1,379,648			
1,712,757 1,686,889 1,841,142 1,824,438			
8,449,205 9,025,473 9,103,017 8,649,132			
178,900 296,179 255,064 268,707			
1,274,046 1,272,466 1,396,721 1,405,464			
300,801 298,028 278,707 306,456			
1,449,123 1,489,000 1,499,429 1,522,387			
175,010 165,972 184,420 182,235			
350,989 203,834 222,278 377,603			
146,034 156,236 133,738 177,829			
7,069,633 6,998,316 6,906,461 7,138,419			
2,634,583 2,409,156 2,193,820 2,120,764			
372,446 520,720 727,857 430,695			
3,988,181 4,546,923 3,947,526 3,968,739			
4,624,261 4,357,597 5,182,364 5,134,980			
3,850,593 3,332,217 3,295,361 3,979,856			
2,648,974 2,579,792 2,514,173 2,287,177			
2,474,546 717,899 770,183 673,831			
701,709 668,740 708,887 641,695			
2,374,316 3,692,363 5,733,503 6,366,229			
28,284,993 28,065,695 29,371,826 28,121,748			
99,922,520 96,721,101 98,877,732 103,680,614			
10,320,109 3,994,599 3,967,155 2,045,143			
110,242,629 100,715,700 102,844,887 105,725,757			

OPERATING REVENUES AND EXPENSES
BY SOURCE OF REVENUE AND OBJECT OF EXPENSE
1992-1996

	1996 <u>Budget</u>	1996 <u>Actual</u>
REVENUES		
Property Taxes	\$ 43,866,024	\$ 43,330,332
Less: Taxes Collected for Others		
- School Boards	22,617,868	22,617,858
- Other Governments & Agencies	<u>1,247,752</u>	<u>1,145,968</u>
Net Property Taxes	20,000,404	19,566,506
Business Taxes	1,764,000	1,716,241
Mobile Home License Fees	224,931	224,931
Local Improvement Levies	<u>400,370</u>	<u>358,059</u>
Net Taxes for General Municipal Purposes	22,389,705	21,865,737
Utility Revenue	50,132,870	49,563,950
Sale of Goods & Services	10,862,654	10,502,841
Provincial & Other Grants	6,931,039	5,479,662
Other Revenues	7,996,294	10,066,969
Investment Earnings	<u>4,045,800</u>	<u>4,186,163</u>
Total Revenues	<u>102,358,362</u>	<u>101,665,322</u>
EXPENSES		
Salaries, Wages & Benefits	\$ 29,532,266	\$ 29,303,565
Contracted Services	11,678,712	11,311,276
Purchases From Other Governments	6,079,389	7,002,691
Purchases of Materials & Supplies	5,249,965	5,235,123
Purchase of Power for Resale	23,629,400	24,274,118
Contributions to Municipal Agencies	1,112,806	1,285,232
Grants to Organizations	316,075	765,497
Financial Charges	10,383,830	10,293,794
Other Expenses	1,552,295	944,802
Net Contribution to Capital Projects	<u>8,106,157</u>	<u>16,734,182</u>
Total Expenditures	<u>97,640,895</u>	<u>107,150,280</u>
OPERATING SURPLUS	4,717,467	(5,484,958)
Net Transfer (to) from Reserves	(4,416,007)	3,540,498
Net Transfer from Accumulated Surplus	121,304	2,037,286
SURPLUS AFTER TRANSFERS	<u>\$ 422,764</u>	<u>\$ 92,826</u>

<u>1995</u> <u>Actual</u>	<u>1994</u> <u>Actual</u>	<u>1993</u> <u>Actual</u>	<u>1992</u> <u>Actual</u>
\$ 43,420,604	\$ 44,943,993	\$ 43,909,047	\$ 42,756,210
21,403,192	19,973,409	20,060,202	18,649,159
2,225,574	4,585,390	4,578,521	4,616,332
<u>19,791,838</u>	<u>20,385,194</u>	<u>19,270,324</u>	<u>19,490,719</u>
1,746,442	1,763,897	1,685,870	1,625,161
250,815	259,384	321,802	291,991
372,024	399,466	420,455	425,828
<u>22,161,119</u>	<u>22,807,941</u>	<u>21,698,451</u>	<u>21,833,699</u>
49,431,046	50,759,429	50,123,487	47,938,034
9,932,351	9,835,128	11,467,983	12,114,095
7,294,669	8,535,437	8,557,318	13,495,214
9,167,799	9,047,166	9,103,254	8,579,072
4,234,688	3,361,522	2,451,339	2,522,421
<u>102,221,672</u>	<u>104,346,623</u>	<u>103,401,832</u>	<u>106,482,535</u>
28,261,303	\$ 28,150,204	\$ 29,951,260	\$ 29,625,563
9,999,076	9,504,646	9,333,340	9,474,148
5,733,506	5,902,419	5,557,314	5,643,517
4,948,131	5,051,526	4,913,888	5,085,629
23,332,588	22,723,670	22,591,443	22,046,932
1,351,782	1,378,628	1,610,889	1,656,614
374,825	526,344	660,966	700,072
10,175,300	10,151,519	10,401,576	11,867,841
2,522,227	2,776,803	2,556,408	2,539,496
13,223,781	10,555,342	11,300,648	15,040,802
<u>99,922,519</u>	<u>96,721,101</u>	<u>98,877,732</u>	<u>103,680,614</u>
2,299,153	7,625,522	4,524,100	2,801,921
(10,320,109)	(3,994,599)	(3,967,155)	(2,045,143)
8,353,766	393,874	655,267	603,195
<u>332,810</u>	<u>\$ 4,024,797</u>	<u>\$ 1,212,212</u>	<u>\$ 1,359,973</u>

Capital Revenue and Expenditure Summary

THE CITY OF RED DEER
CAPITAL SOURCES & EXPENDITURES
 1992 - 1996

	<u>1996</u>	<u>1995</u>
SOURCES OF CAPITAL		
Unexpended Capital Funds - Prior Year	\$ 7,245,505	\$ 11,930,633
Debentures Issued		0
Government Grants	3,041,720	2,590,263
Net Contribution from Operating	16,734,182	13,223,782
Return on Investments	25,437	0
Developer Contributions	1,296,621	524,003
Other	1,349,709	1,138,853
	<u>29,693,174</u>	<u>29,407,534</u>
CAPITAL EXPENDITURES		
Subdivision Servicing	3,008,639	2,542,314
Roads and Bridges	1,254,624	5,904,726
Water and Wastewater	2,514,394	0
Recreation, Culture & Parks Facilities	894,147	3,407,636
Electrical Distribution	1,454,421	1,373,474
Major Corridor	(14,547)	132,214
Fire Stations	0	0
Equipment Purchases	1,729,298	5,088,050
Landfill Site	0	2,041,558
City Hall Renovations	549,098	0
Computerization Upgrade	367,598	0
Other	1,230,709	616,813
	<u>12,988,381</u>	<u>21,106,785</u>
Current Year Capital Surplus (Deficit)	16,704,793	8,300,749
Net Transfer to Capital Reserves	(9,557,185)	(1,055,244)
Capital Funds Advanced - End of Year	<u>7,147,608</u>	<u>7,245,505</u>

<u>1994</u>	<u>1993</u>	<u>1992</u>
\$ 13,564,505	\$ 10,901,540	\$ 12,151,348
0	0	0
4,255,574	1,139,279	9,002,917
10,430,380	11,166,049	14,938,940
112,066	44,054	256,141
1,449,287	1,264,676	1,522,730
1,577,696	1,247,127	1,978,105
<u>31,389,508</u>	<u>25,762,725</u>	<u>39,850,181</u>
3,598,676	2,398,538	2,990,741
4,717,829	1,884,034	2,683,539
0	0	0
3,113,521	1,003,928	961,597
3,249,051	2,838,925	1,771,227
1,082,531	625,248	14,775,567
0	1,003	1,697,329
2,580,750	2,089,482	1,997,208
0	0	0
0	0	0
0	0	0
952,227	985,981	1,456,531
<u>19,294,585</u>	<u>11,827,139</u>	<u>28,333,739</u>
12,094,923	13,935,586	11,516,442
(1,414,290)	(371,081)	(614,902)
<u>10,680,633</u>	<u>13,564,505</u>	<u>10,901,540</u>

THE CITY OF RED DEER
GOVERNMENT GRANTS
 1992 - 1996

	<u>Provincial Government</u>	<u>Federal Government</u>	<u>Local Government</u>	<u>Total 1996</u>
OPERATING				
Protective Services	\$ 0	\$ 0	\$ 71,000	\$ 71,000
Transportation	901,790	0		901,790
Social Planning	912,651		27,697	940,348
Recreation, Parks & Culture	372,704	4,300	314,601	691,605
Utility income tax rebate	0		0	0
Debenture interest subsidy	401,628	0	0	401,628
Alberta Partnership	2,378,415	0	0	2,378,415
A.M.P.L.E.	0	0	0	0
Other	54,789		40,087	94,876
	<u>5,021,977</u>	<u>4,300</u>	<u>453,385</u>	<u>5,479,662</u>
CAPITAL				
Transportation	(783,576)	0	0	(783,576)
Water & Wastewater	0	0	0	0
Recreation, Parks & Culture		0	0	0
Infrastructure	1,892,648	1,892,648	0	3,785,296
Other	40,000	0	0	40,000
	<u>1,149,072</u>	<u>1,892,648</u>	<u>0</u>	<u>3,041,720</u>
TOTAL GRANTS	<u>6,171,049</u>	<u>1,896,948</u>	<u>453,385</u>	<u>8,521,382</u>

<u>Total 1995</u>	<u>Total 1994</u>	<u>Total 1993</u>	<u>Total 1992</u>
\$ 54,743	\$ 65,360	\$ 83,669	\$ 125,483
558,034	853,823	692,199	488,778
1,029,008	1,139,998	1,207,303	1,310,764
487,174	432,348	1,378,593	1,533,721
1,854,000	1,561,500	1,060,392	1,105,104
599,039	596,099	598,806	869,252
2,624,606	3,623,070	3,429,400	3,436,650
0	0	0	4,616,471
88,065	263,240	105,461	74,301
<u>7,294,669</u>	<u>8,535,438</u>	<u>8,555,823</u>	<u>13,560,524</u>
1,761,862	1,750,561	786,359	8,417,637
0	0	82,010	436,366
24,000	162,950	258,800	117,714
786,802	2,302,301	0	0
17,599	39,761	12,110	31,200
<u>2,590,263</u>	<u>4,255,573</u>	<u>1,139,279</u>	<u>9,002,917</u>
<u>9,884,932</u>	<u>12,791,011</u>	<u>9,695,102</u>	<u>22,563,441</u>

Statistical Information

TAX AND OTHER STATISTICS

1992-1996

	<u>1996</u>	<u>1995</u>
Population	59,834	59,834
Assessed Valuation		
Land	\$ 758,651,700	\$ 750,749,790
Improvements, Pipelines and Other	1,834,764,910	1,820,349,030
	<u>2,593,416,610</u>	<u>2,571,098,820</u>
Taxes Paid by the Largest Single Tax Payer *	\$ 751,614	\$ 719,255
Percent of Taxes	1.74%	1.77%
Per Capita Assessed Valuation	\$ 43,344	\$ 42,971
Mill Rates (Commercial):		
Municipal	8.771	8.574
Education Foundation	3.094	3.463
School Supplementary	7.711	8.416
Hospital	-0.008	0.008
Other	0.431	0.655
	<u>19.999</u>	<u>21.116</u>
Property Taxes		
Current Levy (Note 13)	\$ 43,555,263	\$ 42,555,835
Current collected	42,822,775	41,193,149
Percent of Current Levy	98.3%	96.8%
Gross Tax Collections	\$ 43,790,225	\$ 42,090,922
Taxes Outstanding (Note 3)	\$ 993,967	\$ 1,635,357
Surplus or (Deficit):		
General Operating Funds **	\$ (1,204,417)	\$ 1,372,360
Utility Operating Funds	1,824,724	4,262,306
Totals	<u>620,307</u>	<u>5,634,666</u>
Reserves (Note 9)	\$ 45,028,062	\$ 39,137,747
Long Term Debt:		
Tax Supported Long Term Debt	\$ 21,780,435	\$ 24,143,405
Self Supported Long Term Debt	20,940,848	23,225,545
Total Gross Long Term Debt (Note 8)	<u>\$ 42,721,283</u>	<u>\$ 47,368,950</u>
Tax Supported Debt as a % of Assessment	0.8%	0.9%
Gross Tax Supported Debt Per Capita	\$ 364	\$ 404
Total Gross Debt Per Capita	\$ 714	\$ 792
Debt Service Costs (Gross)		
Tax Supported Long Term Debt	\$ 4,994,668	\$ 2,924,243
Self Supported Long Term Debt	5,104,913	7,251,057
	<u>\$ 10,099,581</u>	<u>\$ 10,175,300</u>
Operating Debt Costs % of Operating Expenses	11.95%	16.39%

* This indicates no single tax payer or group of tax payers has a large influence on the City's tax levy.

** In 1995 the General Operating Fund Surplus reflects the actual operating surplus; however in the Financial Statements all Accumulated General Operating Surpluses and the Current Year's Surplus have been transferred to a Mill Rate Stabilization Reserve. Some Utility Surpluses were not transferred until 1996.

<u>1994</u>	<u>1993</u>	<u>1992</u>
59,826	59,826	58,656
\$ 749,119,100	\$ 746,865,020	\$ 392,426,630
1,782,461,380	1,792,374,200	995,652,950
<u>2,531,580,480</u>	<u>2,539,239,220</u>	<u>1,388,079,580</u>
\$ 764,366	\$ 723,178	\$ 608,755
1.78%	1.72%	1.70%
\$ 42,316	\$ 42,444	\$ 23,665
8.232	8.232	14.484
3.738	3.265	6.147
8.413	8.212	13.638
0.000	0.043	0.000
0.750	0.724	1.267
<u>21.133</u>	<u>20.476</u>	<u>35.536</u>
\$ 44,943,993	\$ 43,909,047	\$ 41,687,120
42,914,453	41,933,198	40,973,993
95.5%	95.5%	98.3%
\$ 43,859,947	\$ 42,734,801	\$ 41,507,651
\$ 1,109,431	\$ 1,146,721	\$ 1,066,028
\$ 2,278,549	\$ 180,125	\$ 435,863
1,352,374	376,300	320,915
<u>3,630,923</u>	<u>556,425</u>	<u>756,778</u>
\$ 27,667,393	\$ 22,258,503	\$ 17,920,266
\$ 25,218,563	\$ 27,166,928	\$ 28,939,740
26,109,253	27,834,774	29,377,116
<u>\$ 51,327,816</u>	<u>\$ 55,001,702</u>	<u>\$ 58,316,856</u>
1.0%	1.1%	2.1%
\$ 422	\$ 454	\$ 493
\$ 858	\$ 919	\$ 994
\$ 3,289,766	\$ 3,507,182	\$ 3,701,517
7,049,368	6,614,326	7,888,725
<u>\$ 10,339,134</u>	<u>\$ 10,121,508</u>	<u>\$ 11,590,242</u>
15.93%	14.61%	18.39%

THE CITY OF RED DEER
GENERAL STATISTICS
 1992-1996

	<u>1996*</u>	<u>1995</u>	<u>1994 *</u>
POPULATION (source: City Census)			
Newborn to Age 19	18,148	18,148	18,506
Age 20 to 39	21,001	21,001	21,887
Age 40 to 64	14,443	14,443	13,408
Age 65 & Older	5,424	5,424	5,122
Unclassified	818	818	903
TOTAL	<u>59,834</u>	<u>59,834</u>	<u>59,826</u>

RESIDENTIAL HOUSING UNITS (source: City Census)

Single Family			
Owner Occupied	10,121	10,121	9,918
Rented	1,286	1,286	1,166
Vacant	163	163	140
Multi-Family , Semi-Detached & Suites			
Owner Occupied	2,025	2,025	1,791
Rented	8,639	8,639	8,867
Vacant	772	772	485
Mobile Homes			
Owner Occupied	727	727	731
Rented	185	185	179
Vacant	50	50	54
Other	88	88	65
TOTAL	<u>24,056</u>	<u>24,056</u>	<u>23,396</u>

INFRASTRUCTURE

Length of Roads Maintained	365 Km.	360 Km.	359 Km.
Water Mains Length	365 Km.	358 Km.	355 Km.
Sanitary Sewer Length	232 Km.	285 Km.	283 Km.
Area of Municipality	6207 Ha.	5,943 Ha.	5,943 Ha.

STAFFING

Total Full Time Staff	497	493	497
Total Part Time Staff	20	24	24

NEW CONSTRUCTION

Total # of Building Permits Issued	479	430	538
Total Value of Building Permits Issued	\$ 44,588,461	\$ 51,924,707	52,085,131

* A census was not taken in 1996

<u>1993</u>	<u>1992</u>
18,506	18,145
21,887	21,565
13,408	12,878
5,122	4,991
903	1,077
<u>59,826</u>	<u>58,656</u>

9,918	9,721
1,166	1,182
140	136

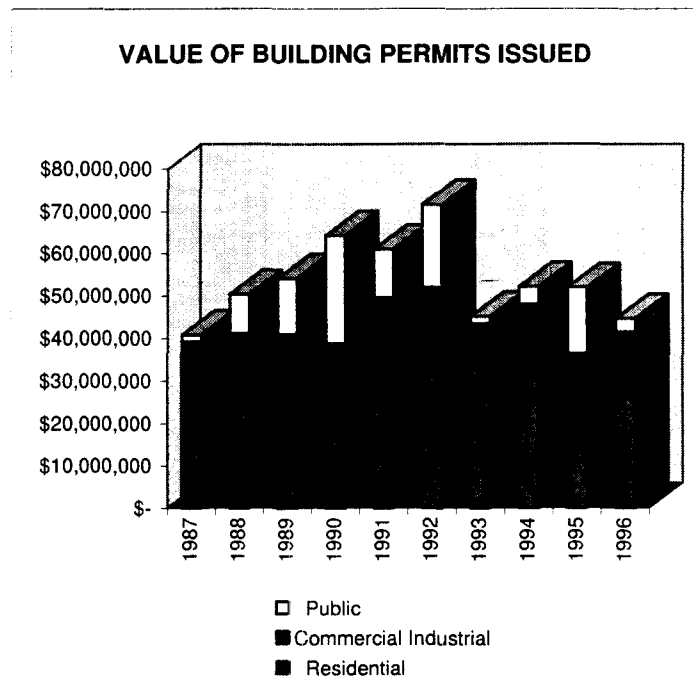
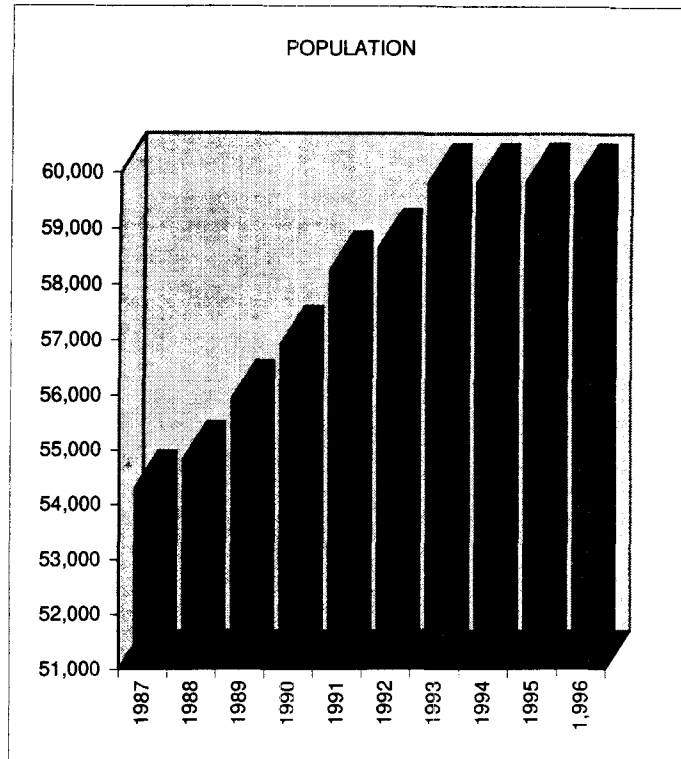
1,791	1,665
8,867	8,784
485	538

731	685
179	199
54	53
65	65
<u>23,396</u>	<u>23,028</u>

353 Km.	345 Km.
352 Km.	348 Km.
280 Km.	277 Km.
5,943 Ha.	5,309 Ha.

518	534
73	80

530	488
\$ 45,070,471	\$ 71,640,876 \$



Item No. 2

PATH: paul/memos
MASTERFILE: 3000.300

DATE: June 5, 1997

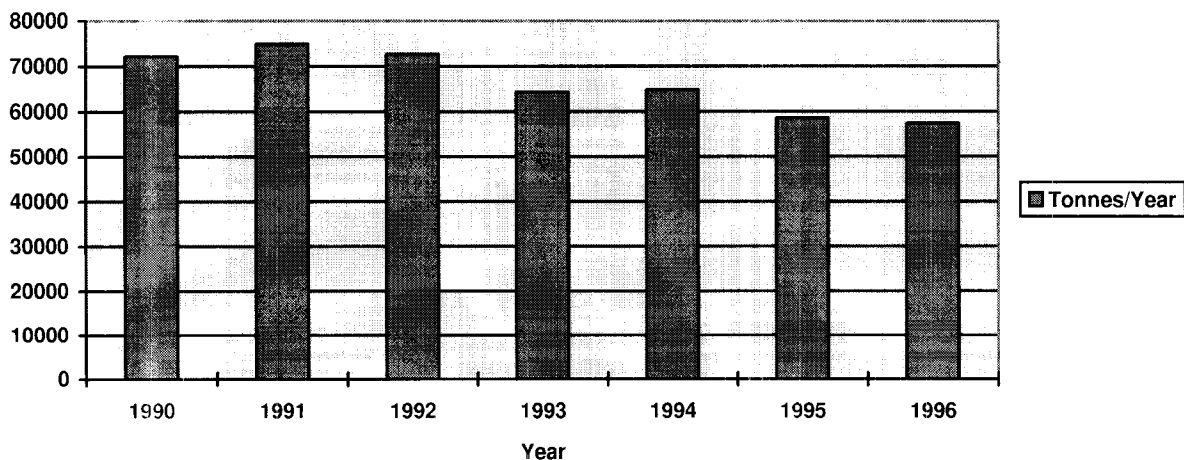
TO: City Clerk

FROM: Public Works Manager

RE: SOLID WASTE MASTER PLAN UPDATE

In 1992, the Public Works Department prepared a Solid Waste Master Plan for The City of Red Deer. This report documented the City's waste management practices and made recommendations for the future. The majority of the recommendations have been implemented and the City surpassed its goal of 20 percent reduction in the amount of waste going to landfill as shown in the figure below.

Annual Amount of Waste Received at the Landfill



With the current increase in economic activity in the City, it appears that we may have an increase in waste generation in 1997. The total tonnage received at the landfill from January 1 to April 31, 1997 was approximately 4 percent higher than the same period in 1996.

When the Master Plan was prepared it was intended to be updated every five years. The update provides an opportunity to examine current practices and to determine if any changes should be made to further reduce waste or to improve customer service.

In order to assist in the process, an Advisory Committee is being set up to provide input. The role of the Advisory Committee is outlined below:

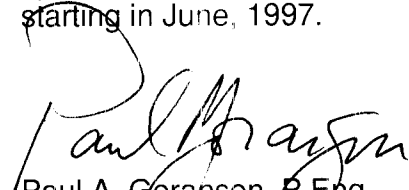
- i) To provide input on study goals and objectives.
- ii) To assist in determining which alternatives and objectives should be evaluated.
- iii) To provide input and review evaluation of alternatives and options.

June 5, 1997
City Clerk
Page 2 of 2

- iv) To assist in the public consultation process.
- v) To review the final report.

The research and preparation of the report will be carried out by City staff. Other members on the Committee will include Paul Goranson, Public Works Manager; Mary Stewart, Public Works Engineer; Bob Nelson, as a representative of the Environmental Advisory Board; and Al Kennedy from Alberta Environmental Protection.

We respectfully request that City Council designate a representative to sit on the Advisory Committee. Participation will involve attending approximately 4 to 5 meetings and reviewing draft items and the final report. The work will take place over about a six month period, starting in June, 1997.



Paul A. Goranson, P.Eng.
Public Works Manager

MKS/blm

Comments:

We concur with the request of the Public Works Manager that Council appoint a Council representative to this advisory committee.

"G. D. Surkan"
Mayor

"L. Hodgson"
Acting City Manager

FILE

Council Decision - June 16, 1997 Meeting

DATE: June 17, 1997
TO: Public Works Manager
FROM: City Clerk
RE: **SOLID WASTE MASTER PLAN UPDATE**

Reference Report: Public Works Manager,
dated June 5, 1997

Resolution Passed:

"RESOLVED that Council of The City of Red Deer, having considered report from the Public Works Manager dated June 5, 1997, re: Solid Waste Master Plan Update, hereby agrees to appoint Councillor Watkinson-Zimmer as the Council representative on the Solid Waste Master Plan Advisory Committee."

Report Back to Council Required: Yes, upon completion of the review of the Solid Waste Master Plan, draft items, public consultation process and the final report.

Comments/Further Action:

Council looks forward to the final report being submitted to Council in due course.



Kelly Kloss
City Clerk

/clr

c Councillor Watkinson-Zimmer
Director of Development Services
Joni Baille, Committee Directory (Administrative Committee)

DATE: June 6, 1997
TO: City Council
FROM: City Clerk
RE: Ad Hoc Municipal Development Plan Steering Committee -
Citizens-At-Large

At the Council meeting of May 20, 1997, Council passed a resolution establishing an *Ad Hoc Municipal Development Plan Steering Committee*, with the membership to include, two members of Council, two Citizens-At-Large, Director of Community Services, Director of Development Services, Parkland Community Development Services staff, and City Manager (ex-officio). At the May 20th meeting, Councillor Dawson and Councillor Hughes were appointed to the Committee with the appointment of Citizens-At-Large to be done at a future Council meeting.

A Municipal Development Plan is intended to guide planning and development in Alberta Municipalities. The importance of this plan is emphasized in the Municipal Government Act which requires that this plan be prepared and maintained. The City's existing Municipal Development Plan was prepared in 1980 with minor amendments made in 1991, 1992, and 1993. The Municipal Government Act requires that the plan be updated by September 1, 1998.

As in the past, the names of nominees for Citizens-At-Large are submitted to Council in confidence.

RECOMMENDATION

That Council appoint two Citizens-At-Large to the Ad Hoc Municipal Development Plan Steering Committee.



Kelly Kloss
City Clerk

KK/jb

Comments:

We concur with the recommendation of the City Clerk.

"G. D. Surkan"
Mayor

"L. Hodgson"
Acting City Manager

Council Decision - June 16, 1997 Meeting

DATE: June 17, 1997
TO: Principal Planner
FROM: City Clerk
RE: AD HOC MUNICIPAL DEVELOPMENT PLAN STEERING COMMITTEE

Reference Report:

City Clerk, dated June 6, 1997

Resolution Passed:

"RESOLVED that Council of The City of Red Deer, having considered report from the City Clerk dated June 6, 1997, re: Ad Hoc Municipal Development Plan Steering Committee, hereby agrees to appoint the following Citizens-at-large to the Ad Hoc Municipal Development Plan Steering Committee:

Robert Miller (citizen-at-large);
Ralph Salomons (citizen-at-large)."

Report Back to Council Required:

No

Comments/Further Action:

This Office will now be advising the noted citizens-at large of their appointments to this committee. Please contact Mr. Miller and Mr. Salomons to advise them of the dates and times of the committee meetings.



Kelly Kloss
City Clerk

/clr

c Councillor Dawson
Councillor Hughes
Director of Community Services
Director of Development Services
J. Baillie, Committee Directory

FILE

Office of the City Clerk

June 17, 1997

Mr. Robert Miller
5304 - 45 Avenue
Red Deer, AB T4N 3L4

Dear Mr. Miller:

RE: AD HOC MUNICIPAL DEVELOPMENT PLAN STEERING COMMITTEE

At the City of Red Deer's Council meeting held Monday, June 16, 1997, consideration was given to the appointment of two citizens-at-large to sit on the above noted committee. At that meeting, the following resolution was passed:

"RESOLVED that Council of The City of Red Deer, having considered report from the City Clerk dated June 6, 1997, re: Ad Hoc Municipal Development Plan Steering Committee, hereby agrees to appoint the following Citizens-at-large to the Ad Hoc Municipal Development Plan Steering Committee:


Robert Miller (citizen-at-large);

Ralph Salomons (citizen-at-large)."

Thank you for your interest in this committee and for your continued commitment to the betterment of our community. The Principal Planner, Mr. Paul Meyette, will be contacting you with respect to meeting dates and times.

In the interim, please do not hesitate to contact me should you have any questions or require clarification of the above.

Sincerely,


Kelly Kloss
City Clerk

/clr

c Principal Planner

The City of Red Deer

Box 5008
Red Deer, Alberta
T4N 3T4



FILE

Office of the City Clerk

June 17, 1997

Mr. Ralph Salomons
27 Dunning Close
Red Deer, AB T4R 2G8

Dear Mr. Salomons:

RE: AD HOC MUNICIPAL DEVELOPMENT PLAN STEERING COMMITTEE

At the City of Red Deer's Council meeting held Monday, June 16, 1997, consideration was given to the appointment of two citizens-at-large to sit on the above noted committee. At that meeting, the following resolution was passed:

"RESOLVED that Council of The City of Red Deer, having considered report from the City Clerk dated June 6, 1997, re: Ad Hoc Municipal Development Plan Steering Committee, hereby agrees to appoint the following Citizens-at-large to the Ad Hoc Municipal Development Plan Steering Committee:


Robert Miller (citizen-at-large);

Ralph Salomons (citizen-at-large)."

Thank you for your interest in this committee and for your continued commitment to the betterment of our community. The Principal Planner, Mr. Paul Meyette, will be contacting you with respect to meeting dates and times.

In the interim, please do not hesitate to contact me should you have any questions or require clarification of the above.

Sincerely,


Kelly Kloss
City Clerk

/clr

c Principal Planner

The City of Red Deer

Box 5008

Red Deer, Alberta
T4N 3T4





Office of the City Clerk

FILE

June 18, 1997

Box 5008
Red Deer, Alberta
T4N 3T4

Mr. Toby Lampard
16 McCune Avenue
Red Deer, AB T4N 0H2

Dear Sir:

RE: AD HOC MUNICIPAL DEVELOPMENT PLAN STEERING COMMITTEE

At the City of Red Deer's Council meeting of June 16, 1997, consideration was given to the appointment of two citizens-at-large for the Ad Hoc Municipal Development Plan Steering Committee. At that meeting, the following resolution was passed:


"RESOLVED that Council of The City of Red Deer, having considered report from the City Clerk dated June 6, 1997, re: Ad Hoc Municipal Development Plan Steering Committee, hereby agrees to appoint the following Citizens-at-large to the Ad Hoc Municipal Development Plan Steering Committee:

Robert Miller (citizen-at-large);

Ralph Salomons (citizen-at-large)."

Although you were not a successful candidate, Council appreciates your continued commitment to our community and thanks you for your interest in this committee.

Sincerely,



Kelly Kloss
City Clerk

/clr

c Principal Planner

The City of Red Deer

FILE

Office of the City Clerk

June 18, 1997

Mr. Walter Kubanek
3209 Spruce Drive
Red Deer, AB T4N 3N7

Dear Sir:

RE: AD HOC MUNICIPAL DEVELOPMENT PLAN STEERING COMMITTEE

At the City of Red Deer's Council meeting of June 16, 1997, consideration was given to the appointment of two citizens-at-large for the Ad Hoc Municipal Development Plan Steering Committee. At that meeting, the following resolution was passed:

"RESOLVED that Council of The City of Red Deer, having considered report from the City Clerk dated June 6, 1997, re: Ad Hoc Municipal Development Plan Steering Committee, hereby agrees to appoint the following Citizens-at-large to the Ad Hoc Municipal Development Plan Steering Committee:

Robert Miller (citizen-at-large);

Ralph Salomons (citizen-at-large)."

Although you were not a successful candidate, Council appreciates your continued commitment to our community and thanks you for your interest in this committee.

Sincerely,


Kelly Kloss
City Clerk

/clr

c Principal Planner

The City of Red Deer

Box 5008
Red Deer, Alberta
T4N 3T4



FILE

Office of the City Clerk

June 18, 1997

Mr. Bob Johnstone
4512 Waskasoo Crescent
Red Deer, AB T4N 2M2

Dear Sir:

RE: AD HOC MUNICIPAL DEVELOPMENT PLAN STEERING COMMITTEE

At the City of Red Deer's Council meeting of June 16, 1997, consideration was given to the appointment of two citizens-at-large for the Ad Hoc Municipal Development Plan Steering Committee. At that meeting, the following resolution was passed:

"RESOLVED that Council of The City of Red Deer, having considered report from the City Clerk dated June 6, 1997, re: Ad Hoc Municipal Development Plan Steering Committee, hereby agrees to appoint the following Citizens-at-large to the Ad Hoc Municipal Development Plan Steering Committee:

Robert Miller (citizen-at-large);

Ralph Salomons (citizen-at-large)."

Although you were not a successful candidate, Council appreciates your continued commitment to our community and thanks you for your interest in this committee.

Sincerely,


Kelly Kloss
City Clerk

/clr

c Principal Planner

The City of Red Deer

Box 5008

Red Deer, Alberta

T4N 3T4



FILE

Office of the City Clerk

June 18, 1997

Mr. Jack Engel
87 Anders Close
Red Deer, AB T4R 1C2

Dear Sir:

RE: AD HOC MUNICIPAL DEVELOPMENT PLAN STEERING COMMITTEE

At the City of Red Deer's Council meeting of June 16, 1997, consideration was given to the appointment of two citizens-at-large for the Ad Hoc Municipal Development Plan Steering Committee. At that meeting, the following resolution was passed:


"RESOLVED that Council of The City of Red Deer, having considered report from the City Clerk dated June 6, 1997, re: Ad Hoc Municipal Development Plan Steering Committee, hereby agrees to appoint the following Citizens-at-large to the Ad Hoc Municipal Development Plan Steering Committee:

Robert Miller (citizen-at-large);

Ralph Salomons (citizen-at-large)."

Although you were not a successful candidate, Council appreciates your continued commitment to our community and thanks you for your interest in this committee.

Sincerely,



Kelly Kloss
City Clerk


/clr

c Principal Planner

The City of Red Deer

Box 5008
Red Deer, Alberta
T4N 3T4





**PARKLAND
COMMUNITY
PLANNING
SERVICES**

Suite 500, 4808 Ross Street
Red Deer, Alberta T4N 1X5
Phone: (403) 343-3394
FAX: (403) 346-1570

E-mail: pcps@telusplanet.net

Date: June 4, 1997

To: Kelly Kloss, City Clerk

From: Frank Wong, Planning Assistant

**Re: Land Use Bylaw Amendment 3156/R-97
Part of the NE 1/4 Sec. 14-38-27-4
Rosedale Meadows - Phase 3
Farm Air Properties Inc. (Charles R. Allard)**

Farm Air Properties Inc., formerly Capital Cities Developments Ltd., presently have title to the remainder of the NE 1/4 Sec. 14-38-27-4 containing 45.22 ha. (111.74 ac). They are proposing to redesignate 2.9 ha (7.16 ac) of the above land from A1 Future Urban Development District to R1 Residential Low Density District and P1 Parks and Recreation District. The proposed P1 District completes the land assembly for the central park area and the R1 District will accommodate 8 single family lots. This amendment corresponds with Phase 3 of the Rosedale Meadows Outline Plan.

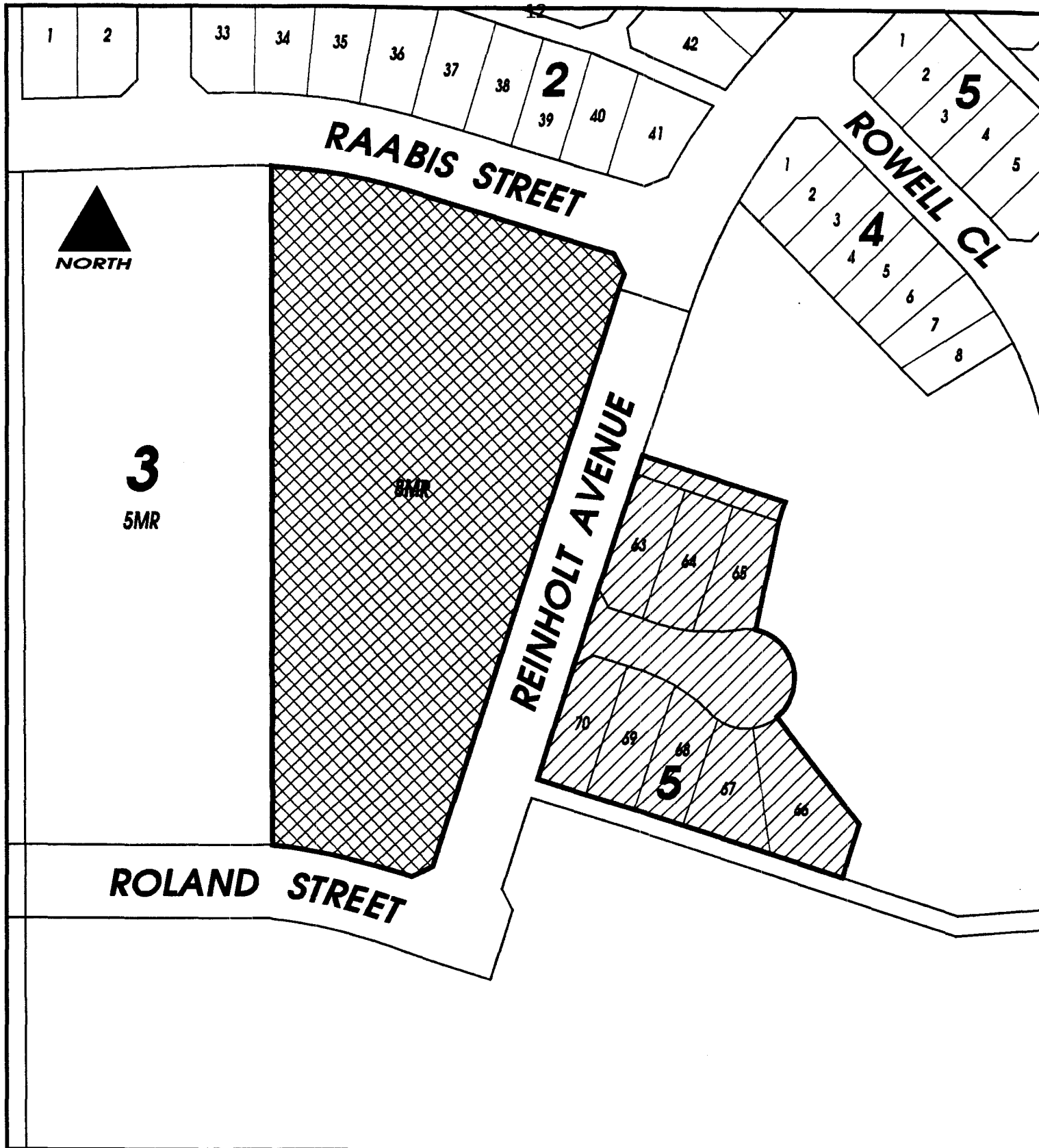
Recommendation

Planning staff recommend that City Council proceed with first reading of the Land Use Bylaw Amendment 3156/R-97.

Sincerely,

Frank Wong,
Planning Assistant

Attachment



Change from: A1 to R1



& A1 to P1

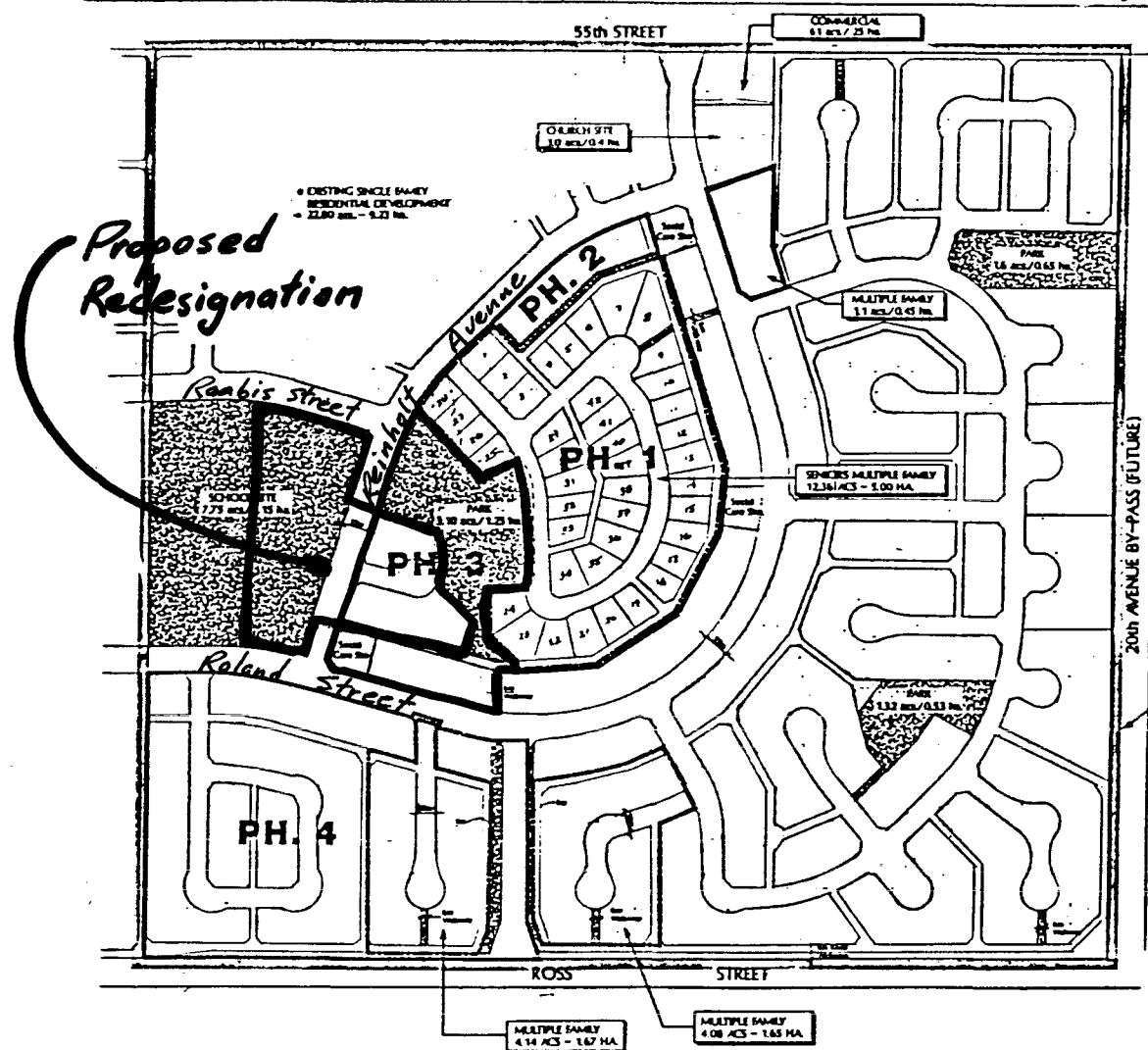



WHERE AS :

**A1 - FUTURE URBAN
DEVELOPMENT DISTRICT
R1 - RESIDENTIAL DISTRICT
P1 - PARKS & RECREATION
DISTRICT**

**MAP NO. 15 / 97
BYLAW NO. 3156 / R - 97**

Adopted by Council: January 9, 1989
Amended by Council: March 5, 1990
 April 26, 1993



 MULTIPLE FAMILY BOUNDARY
 PHASE BOUNDARY
 PARKS, SCHOOLS, BUFFERS

<u>STATISTICS</u>	<u>ACS</u>	<u>HECTARES</u>	<u>%</u>
TOTAL AREA -----	141.91	58.24	
LESS ROSS ST. WIDENING 6 m X 780 m = 4.680 ^{ha} -----	1.16	0.46	
NET AREA -----	142.75	57.77	100.0 %
AREA RESERVE RECD. -----	143.30	5.78	10.0 %
<u>AREA RESERVE SHOWN:</u>			
PARKS AND SCHOOL -----	13.80	5.58	10.0 %
BUFFERS -----	0.50	0.20	
• AREA OF ROAD AND LANES -----	10.15	12.20	21.20%
AREA OF MULTIPLE FAMILY -----	9.12	1.77	6.50%
AREA OF SENIOR MULTIPLE FAMILY -----	12.35	5.00	8.65%
AREA OF COMMERCIAL -----	0.61	0.25	0.40%
AREA OF CHURCH SITE -----	1.00	0.40	70%
AREA OF SINGLE FAMILY RESIDENTIAL (PROPOSED) -----	52.22	21.13	36.58
• AREA OF SINGLE FAMILY RESIDENTIAL (INCLUDES EXISTING N.W. AREA) -----	22.80	9.32	15.97%

NOTES:

- ROAD AREA DOES NOT INCLUDE EXISTING ROADS IN THE NORTH WEST.

ALL ROADWAYS ARE 16.0 m WIDE
UNLESS OTHERWISE SHOWN.

ALL ACREAGES ARE APPROXIMATE ONLY AND
SUBJECT TO VERIFICATION AT THE LEGAL PLAN STAGE

DATE: NOV. 27/1992
DESIGN BY: B.L. BUESCH
DRAWN BY: B.L./M.L.

UMA **UMA Engineering Ltd.**
Engineers & Planners

ROSEDALE MEADOWS

**PROPOSED RESIDENTIAL DEVELOPMENT
CITY OF RED DEER**

PREPARED FOR ROSEDALE MEADOWS DEVELOPMENT INC.

2102-6837-005

A1

ONE

05 / 200

Comments:

We recommend that Council proceed with 1st reading of this Land Use Bylaw Amendment.

"G. D. Surkan"

Mayor

"L. Hodgson"

Acting City Manager

FILE

Office of the City Clerk

June 17, 1997

Mr. Charles Allard, c/o
Farm Air Properties Inc.
Suite 210, 5324 Calgary Trail
Edmonton, AB T6H 4J8

Fax: (403) 438-2632

Dear Sir:

RE: LAND USE BYLAW AMENDMENT 3156/R-97
Part of the NE ¼ Sec. 14-38-27-4 / Rosedale Meadows - Phase 3 & 3A
Farm Air Properties Inc. (Charles A. Allard)

At the City of Red Deer's Council meeting held Monday, June 16, 1997, first reading was given to Land Use Bylaw Amendment 3156/R-97, a copy of which is attached hereto.

Land Use Bylaw Amendment 3156/R-97 provides for the redesignation of the above noted lands - 6.9 ha (17.05 ac) from A1 Future Urban Development District to R1 Residential Low Density District and P1 Parks and Recreation District. The proposed P1 District completes the land assembly for the western park site and 2 stretches of pedestrian walkways to the east and south. The proposed R1 District will accommodate 44 single family lots, 2 social care lots and 1 day care lot. The 1.3 ha (3.2 ac) future park site is being redesignated to P1 at this time; this park site will be transferred to the City through future subdivision. This amendment corresponds with phases 3 and 3A of the Rosedale Meadows Outline Plan.

This office will now proceed with the advertising for a Public Hearing to be held on Monday, July 14, 1997 at 7:00 p.m., or as soon thereafter as Council may determine, in the Council Chambers of City Hall.

In accordance with the Land Use Bylaw, you are required to deposit with the City Clerk, prior to public advertising, an amount equal to the estimated cost of advertising, which in this instance is \$600. We require this deposit by no later than 10:00 a.m., Wednesday, June 25, 1997, in order to proceed with the advertising. Once the actual cost of advertising is known, you will either be invoiced for or refunded the difference.

If you have any questions or require additional information, please do not hesitate to call me.

Sincerely,


Kelly Kloss
City Clerk

/clr
attchs.

c Director of Development Services
Principal Planner
S. Ladwig



Box 5008
Red Deer, Alberta
T4N 3T4

The City of Red Deer

Office of the City Clerk

June 17, 1997

Mr. Charles Allard, c/o
Farm Air Properties Inc.
Suite 210, 5324 Calgary Trail
Edmonton, AB T6H 4J8

Fax: (403) 438-2632

Dear Sir:

RE: LAND USE BYLAW AMENDMENT 3156/R-97
Part of the NE 1/4 Sec. 14-36-27-4 / Rosedale Meadows - Phase 3 & 3A
Farm Air Properties Inc. (Charles A. Allard)

At the City of Red Deer's Council meeting held Monday, June 16, 1997, first reading was given to Land Use Bylaw Amendment 3156/R-97, a copy of which is attached hereto.

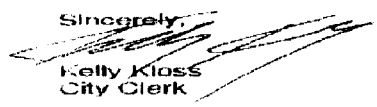
Land Use Bylaw Amendment 3156/R-97 provides for the redesignation of the above noted lands - 6.9 ha (17.05 ac) from A1 Future Urban Development District to R1 Residential Low Density District and P1 Parks and Recreation District. The proposed P1 District completes the land assembly for the western park site and 2 stretches of pedestrian walkways to the east and south. The proposed R1 District will accommodate 44 single family lots, 2 social care lots and 1 day care lot. The 1.3 ha (3.2 ac) future park site is being redesignated to P1 at this time; this park site will be transferred to the City through future subdivision. This amendment corresponds with phases 3 and 3A of the Rosedale Meadows Outline Plan.

This office will now proceed with the advertising for a Public Hearing to be held on Monday, July 14, 1997 at 7:00 p.m., or as soon thereafter as Council may determine, in the Council Chambers of City Hall.

In accordance with the Land Use Bylaw, you are required to deposit with the City Clerk, prior to public advertising, an amount equal to the estimated cost of advertising, which in this instance is \$600. We require this deposit by no later than 10:00 a.m., Wednesday, June 25, 1997, in order to proceed with the advertising. Once the actual cost of advertising is known, you will either be invoiced for or refunded the difference.

If you have any questions or require additional information, please do not hesitate to call me.

Sincerely,


Kelly Klass
City Clerk

/clr
attchs.
c

Director of Development Services
Principal Planner
S. Ladwig

4914 - 49th Avenue, Red Deer, AB, Canada T4N 3T4
Tel: (403) 342-8132 Fax: (403) 346-6195 E-mail: cityclerk@city.red-deer.ab.ca Web: http://www.city.red-deer.ab.ca

TRANSMISSION REPORT

**THIS DOCUMENT WAS CONFIRMED
(REDUCED SAMPLE ABOVE - SEE DETAILS BELOW)**

**** COUNT ****

TOTAL PAGES SCANNED : 3

TOTAL PAGES CONFIRMED : 3

***** SEND *****

No.	REMOTE STATION	START TIME	DURATION	#PAGES	MODE	RESULTS
1	403 438 2632	6-17-97 14:00	1'39"	3/ 3	EC	COMPLETED 9600

TOTAL 0:01'39" 3

NOTE:

No. : OPERATION NUMBER 48 : 4800BPS SELECTED EC : ERROR CORRECT G2 : G2 COMMUNICATION
PD : POLLED BY REMOTE SF : STORE & FORWARD RI : RELAY INITIATE RS : RELAY STATION
MB : SEND TO MAILBOX PG : POLLING A REMOTE MP : MULTI-POLLING RM : RECEIVE TO MEMORY

FILE

Council Decision - June 16, 1997 Meeting

DATE: June 17, 1997
TO: Principal Planner
FROM: City Clerk
RE: **LAND USE BYLAW AMENDMENT 3156/R-97**
Part of the NE ¼ Sec. 14-38-27-4 / Rosedale Meadows - Phase 3 & 3A
Farm Air Properties Inc. (Charles A. Allard)

Reference Report: Planning Assistant, dated June 13, 1997 -
Attachment to report on Open Agenda
(Substituted for original report dated June 4, 1997)

Bylaw Readings: Land Use Bylaw Amendment 3156/R-97 was given
1st Reading, a copy of which is attached hereto.

(Replaced the bylaw appearing on pages 63-64
of the Open Agenda - Attachment refers)

Report Back to Council Required: Yes, Public Hearing to be held July 14, 1997 at
7:00 p.m.

Comments/Further Action:

Land Use Bylaw Amendment 3156/R-97 provides for the redesignation of the above noted lands - 6.9 ha (17.05 ac) from A1 Future Urban Development District to R1 Residential Low Density District and P1 Parks and Recreation District. The proposed P1 District completes the land assembly for the western park site and 2 stretches of pedestrian walkways to the east and south. The proposed R1 District will accommodate 44 single family lots, 2 social care lots and 1 day care lot. The 1.3 ha (3.2 ac) future park site is being redesignated to P1 at this time; this park site will be transferred to the City through future subdivision. This amendment corresponds with phases 3 and 3A of the Rosedale Meadows Outline Plan.

Principal Planner
June 17, 1997
Page 2

This office will now proceed with advertising for a Public Hearing. Our office has advised Farm Air Properties Ltd. that they will be responsible for the advertising costs.

A handwritten signature in black ink, appearing to read 'Kelly Kloss', written over the printed name and title.

Kelly Kloss
City Clerk

/clr
attchs.

c Director of Development Services
 Director of Community Services
 E. L. & P. Manager
 Fire Chief
 City Assessor
 Land and Economic Development Manager
 Council and Committee Secretary, S. Ladwig

COUNCIL MEETING OF JUNE 16, 1997


ATTACHMENT TO REPORT ON OPEN AGENDA

RE:

**Land Use Bylaw Amendment 3156/R-97
Rosedale Meadows - Farm Air Properties
Pages 11 - 14 & 63 - 64**

Please substitute the attached report from the Planning Assistant dated June 13, 1997 re: Land Use Bylaw Amendment 3156/R-97 for the June 4, 1997 report of the Planning Assistant appearing on page 11 of the June 16, 1997 Council Agenda.

Also the Land Use Bylaw Amendment appearing on pages 63 & 64 of the agenda should be replaced with the attached amended Land Use Bylaw Amendment 3156/R-97.



**PARKLAND
COMMUNITY
PLANNING
SERVICES**

Suite 500, 4808 Ross Street
Red Deer, Alberta T4N 1X5
Phone: (403) 343-3394
FAX: (403) 346-1570

E-mail: pcps@telusplanet.net

Date: June 13, 1997

Amended

To: Kelly Kloss, City Clerk

From: Frank Wong, Planning Assistant

**Re: Land Use Bylaw Amendment 3156/R-97
Part of the NE 1/4 Sec. 14-38-27-4
Rosedale Meadows - Phases 3 and 3A
Farm Air Properties Inc. (Charles R. Allard)**

The registered owner's agent (Beta Surveys Limited) made a request to amend their redesignation request which is on the June 16, 1997 Council agenda to include additional lots under the same land use bylaw amendment to meet existing demand. The City Clerk supported this request and we are therefore amending our June 4, 1997 report on the above Bylaw Amendment 3156/R-97 to include the additional lots. The Bylaw Amendment now covers the 2.9 ha (7.16 ac) area of Phase 3, the 4.0 ha (9.9 ac) area of Phase 3A and the 1.3 ha (3.2) future municipal reserve lot that is created by default. Please disregard our June 4, 1997 report.


Revised Background Information

Farm Air Properties Inc., formerly Capital Cities Developments Ltd., presently have title to the remainder of the NE 1/4 Sec. 14-38-27-4 containing 45.22 ha. (111.74 ac). They are proposing to redesignate 6.9 ha (17.05 ac) of the above land from A1 Future Urban Development District to R1 Residential Low Density District and P1 Parks and Recreation District. The proposed P1 District completes the land assembly for the western park site and 2 stretches of pedestrian walkways to the east and south. The proposed R1 District will accommodate 44 single family lots and 2 social care lots and 1 day care lot. The 1.3 ha (3.2 ac) future park site is being redesignated to P1 at this time; this park site will be transferred to the City through future subdivision. This amendment corresponds with Phases 3 and 3A of the Rosedale Meadows Outline Plan.

Recommendation

Planning staff recommend that City Council proceed with first reading of the revised Land Use Bylaw Amendment 3156/R-97.

Sincerely,


Frank Wong,
Planning Assistant

Attachment

BYLAW NO. 3156/R-97

Being a Bylaw to amend Bylaw No. 3156/96, the Land Use Bylaw of the City of Red Deer.

NOW THEREFORE THE MUNICIPAL COUNCIL OF THE CITY OF RED DEER, IN THE PROVINCE OF ALBERTA, DULY ASSEMBLED, ENACTS AS FOLLOWS:

- 1 The "Land Use District Map L9" contained in Schedule B of the Land Use Bylaw is hereby amended in accordance with the Use District Map No. 15/97 attached hereto and forming part of the Bylaw.

READ A FIRST TIME IN OPEN COUNCIL this day of A.D. 1997.

READ A SECOND TIME IN OPEN COUNCIL this day of A.D. 1997.

READ A THIRD TIME IN OPEN COUNCIL this day of A.D. 1997.

AND SIGNED BY THE MAYOR AND CITY CLERK this day of A.D. 1997.

MAYOR

CITY CLERK

(HWY. NO 11)

LOT 2 MR

ROAD PLAN 1175 B.C.
ROAD PLAN 812 3000

MAP NO. 15/97
BYLAW NO. 3156/R-97

Change from: A1 to R1

and A1 to P1



WHERE AS:
A1 - FUTURE URBAN
DEVELOPMENT DISTRICT
R1 - RESIDENTIAL DISTRICT
P1 - PARKS AND
RECREATION DISTRICT

FAX COVER SHEET

BETA SURVEYS LIMITED

#3 - 5550 - 45 Street
 Red Deer, Alberta T4N 1L1
 Telephone: 342-6203
 Fax: 342-5334

SEND TO City of Red Deer City Clerk's Office	FROM Jody Morrison
Attention Kelly	DATE June 12, 1997
FAX NUMBER 346-6195	

☐ As Requested ☒ Reply ASAP ☐ Please Comment ☐ Please Review ☐ For Your Information

Total pages, including cover sheet Two

COMMENTS

Kelly,

As just discussed here is the proposed addition to the AGENDA for the Council meeting of June 16. The cul-de-sac (lots 62 to 65) is already on the agenda and this portion is contiguous.

Can it be a late addition to AGENDA?

Jody Morrison


**PARKLAND
COMMUNITY
PLANNING
SERVICES**

Suite 500, 4808 Ross Street
Red Deer, Alberta T4N 1X5
Phone: (403) 343-3384
FAX: (403) 346-1570

E-mail: pcps@telusplanet.net

Date: June 4, 1997

To: Kelly Kloss, City Clerk

From: Frank Wong, Planning Assistant

Re: Land Use Bylaw Amendment 3156/R-97
Part of the NE 1/4 Sec. 14-38-27-4
Rosedale Meadows - Phase 3
Farm Air Properties Inc. (Charles R. Allard)

Farm Air Properties Inc., formerly Capital Cities Developments Ltd., presently have title to the remainder of the NE 1/4 Sec. 14-38-27-4 containing 45.22 ha. (111.74 ac). They are proposing to redesignate 2.9 ha (7.16 ac) of the above land from A1 Future Urban Development District to R1 Residential Low Density District and P1 Parks and Recreation District. The proposed P1 District completes the land assembly for the central park area and the R1 District will accommodate 8 single family lots. This amendment corresponds with Phase 3 of the Rosedale Meadows Outline Plan.

Recommendation

Planning staff recommend that City Council proceed with first reading of the Land Use Bylaw Amendment 3156/R-97.

Sincerely,


Frank Wong,
Planning Assistant

Attachment

TRANSMISSION REPORT

THIS DOCUMENT WAS CONFIRMED
(REDUCED SAMPLE ABOVE - SEE DETAILS BELOW)

** COUNT **

TOTAL PAGES SCANNED : 5
TOTAL PAGES CONFIRMED : 5

*** SEND ***

No.	REMOTE STATION	START TIME	DURATION	#PAGES	MODE	RESULTS
1	403 342 5334	6-19-97 11:23	2'15"	5/ 5	EC	COMPLETED 9600

TOTAL 0:02'15" 5

NOTE:

No. : OPERATION NUMBER 48 : 4800BPS SELECTED EC : ERROR CORRECT G2 : G2 COMMUNICATION
PD : POLLED BY REMOTE SF : STORE & FORWARD R1 : RELAY INITIATE RS : RELAY STATION
MB : SEND TO MAILBOX PG : POLLING A REMOTE MP : MULTI-POLLING RM : RECEIVE TO MEMORY

MEMO

File No. : 6126

DATE: June 5, 1997

TO: City Clerk

CC: Director of Development Services

FROM: Fire Chief /General Manager
Emergency Services Department

RE: Regional E-911

As Council is aware the Emergency Services Department has been pursuing regional E9-1-1 service for approximately a year now. Our success has exceeded our original expectations. This report is to update Council on the implementation of the new E9-1-1 in The City and also what is happening with respect to provision of the service to neighboring municipalities.

The new Centrex system was installed in the fall of 1996. The system is very complex and The City and Telus along with FDM Software spent considerable time on issues such as getting address information for each number on The City database. The City of Red Deer "went live" on the new system February 14, 1997. This was about a month and a half later than we had anticipated when preparing our budget. The delay, although regrettable, was unavoidable. Reliability and accuracy certainly take priority over schedule.

The implementation went quite smoothly the only minor service glitch we had was on one call from Delburne. This related to a technical problem which was then fixed.

When the system went live in Red Deer we did get a number of calls from citizens. Most of the calls were received by our department in mid February . This is the time when the \$0.83 charge first showed up on the telephone bill. The City Clerk's Department received 3 calls about mid March and we received two more in mid April. The callers expressed a number of sentiments. We have characterized them in to three categories, supportive, requesting information or opposed. Those opposed were generally opposed because they either did not want the service or opposed the charge.

Supportive	Information	Opposed	Total
7	4	11	22

City Clerk
Page 2
June 5, 1997

The implementation in the surrounding area has also been slower than we had anticipated. This will have an affect on our budgeted 1997 revenue. On March 14th the City of Drumheller and the Municipal District of Badlands became our first regional municipalities in the system. Councilor Hughes was in the call answer center to accept calls from the Mayor of Drumheller and Reeve of Badlands.

June 4, the communities in the County of Mountain View came into the system. Councilor Watkinson-Zimmer fielded the first calls. We received our first call from the County along with the Towns of Didsbury, Olds, Sundre and Carstairs and the Village of Cremona.

When we prepared our revenue projections for 1997 we tried to take a conservatively optimistic approach. Our consideration had been based upon when we would be ready to receive calls and when we felt the communities would be ready to provide them. Unfortunately we were ready to receive the calls but it is taking the communities and Telus longer to enter and confirm addressing information than they originally anticipated.

The 1997 budget was based on projected revenue of \$250,000. At this time it appears the actual revenues will be closer to \$210,000. This means we will be \$40,000 short in revenue.

For 1998 the revenue projections appear to still be on line. We estimate the 1998 E9-1-1 revenues to be in the order of \$350,000, our June 12, 1996 report to Council, projected revenues of \$ 340,000. The cost of the second operator on staff to meet the City requirements and our regional customer's call volume is approximately \$250,000 per year (four operators). We would therefore expect our revenues to exceed our expenditures by approximately \$100,000 in 1998.


As we approach 1998 we will be monitoring the level of service to ensure that calls are handled properly and according to the established service levels. We will be determining whether or not we need to add an additional operator at some peak periods. It would appear at this time that the cost of adding the second call answer operator will be fully recovered from the revenues generated from customers in the region when all the customers are up and operating.

The figures I have used here do not include dispatch costs and revenues. We are presently providing a very low level of dispatch service to one community. Several communities have expressed a desire for dispatch services. This is an area we will be pursuing on a cost recovery basis once we are comfortable with providing the call-answer service.

RECOMMENDATION

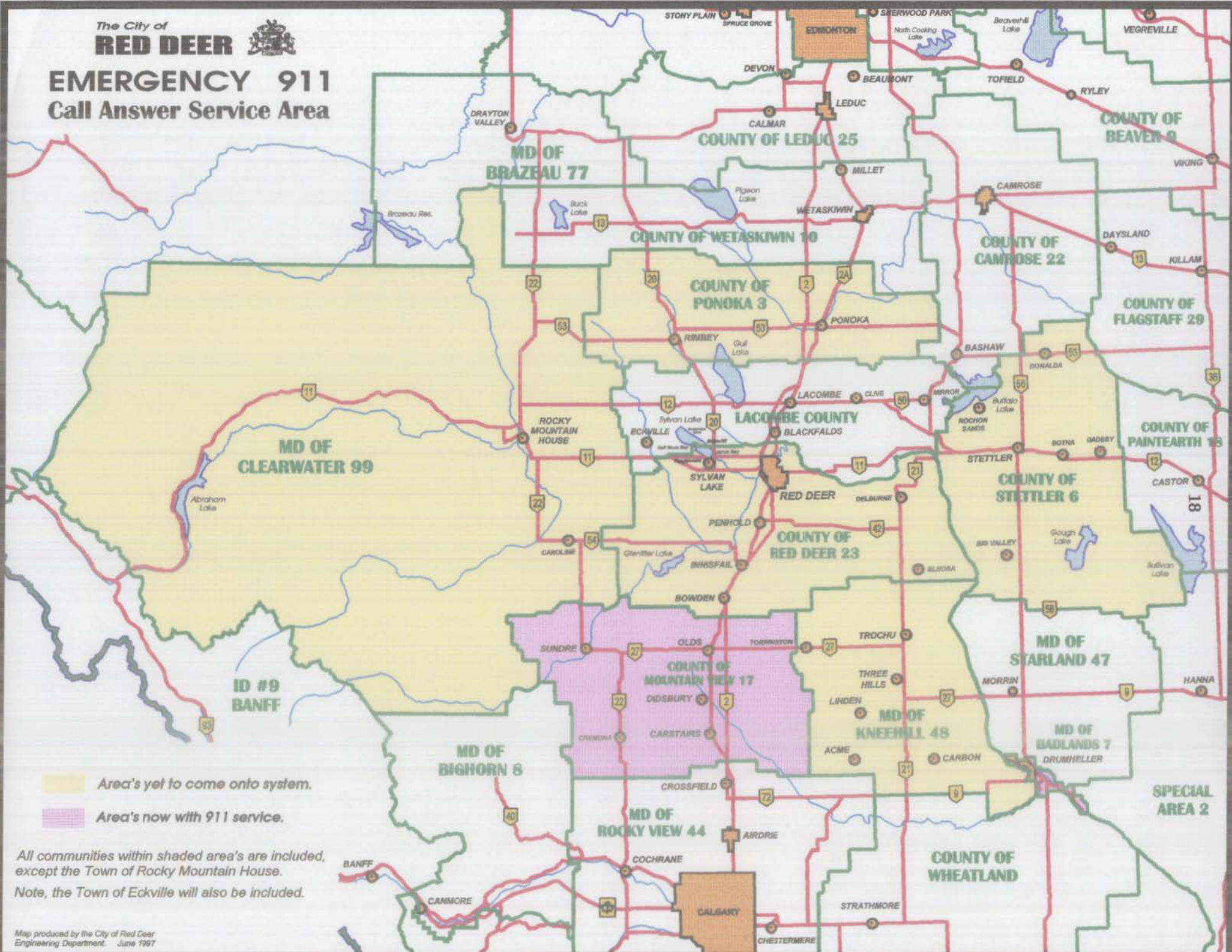
It is respectfully recommended that council receive this report as information and be aware that revenues in the 1997 Emergency Services Department budget may not meet estimates.

Respectfully submitted,

A handwritten signature in black ink, appearing to read 'Gordon Stewart P. Eng.', written over a horizontal line.

Gordon Stewart P. Eng.
Fire Chief / General Manager

EMERGENCY 911 Call Answer Service Area



Comments:

The Fire Chief/General Manager submits this report as a “heads up” issue for City Council with respect to the 1997 revenue projections for the Emergency Services Department. Additional information will be available as the year advances.

No action is necessary by Council at this time.

“G. D. Surkan”
Mayor

“L. Hodgson”
Acting City Manager

FILE

Council Decision - June 16, 1997 Meeting

DATE: June 17, 1997
TO: Fire Chief/General Manager,
Emergency Services
FROM: City Clerk
RE: REGIONAL E-911

Reference Report:

Fire Chief/General Manager,
Emergency Services Department

Resolution Passed:

N/A

Report Back to Council Required:

Yes

Comments/Further Action:

Council received this report as information. Please continue to keep Council apprised regarding this issue.



Kelly Kloss
City Clerk

/clr

c Director of Development Services
Director of Community Services
Director of Corporate Services

DATE: June 5, 1997

TO: City Clerk

CC: Director of Development Services

FROM: Fire Chief/ General Manager
Emergency Services Department

RE: East Hill Response

As Council is aware the Emergency Services Department is presently preparing an Emergency Services Master Plan which is expected to be complete in September 1997. Council will also be reviewing the results of the public survey on various issues related to the Emergency Services Department and being conducted by Red Deer College. As well there has been public input from seven focus groups and a public meeting is being held.

When the Master Plan was started it was hoped that the information would be in Council's hands by the end of June. It now appears this will not happen until late summer or early fall.

At present no preliminary design work has been undertaken for an Emergency Services hall on the East Hill. We are now caught in a bit of dilemma. It appears to me that whatever comes out of the Master Plan it will include some type of physical facility on the east hill.

I am becoming concerned with the timing for this for three reasons. The first and primary reason is the increased rate of development in the area. This has resulted in extended response times which continue to worsen. This has been the case for a number of years and this situation is now becoming more serious as additional development takes place. Ideally I would like to start construction this fall but even if we start the process immediately we may not be able to start construction this year. I believe at this time it is appropriate to issue a proposal call which will allow us to select the consultant. We can then do some preliminary discussions with some of the other agencies who may want to jointly use a facility e.g. RCMP and Building Inspection. Once information is available from the Master plan preliminary design could commence. The consultant could also develop costs as they relate to different building types to confirm figures in the budget.

The second reason is cost. As the economy in the area heats up the cost of the building is very likely to increase. Once a decision is made on what type of facility is to be built the sooner we can get it to tender the better price we will get.

City Clerk
Page 2
June 5, 1997

I have a third concern as well. It is the hiring and training of staff. The fourth hall could require 16 staff to start increasing to 17 or 18 in the second year. We have had a recent posting to fill a vacant position in the department. This competition has attracted fewer applicants than in the past, but the applicants have more qualifications. I am concerned with the impact on the department and the level of service of hiring 16 staff all at one time. I believe it would be better to hire the first eight and train them and then do a second hiring at a later date. This would allow a more even transition for the department.

I am concerned that a fourth station would not be put into service until some time later in 1998 but I also want to maintain the Master Planning process.

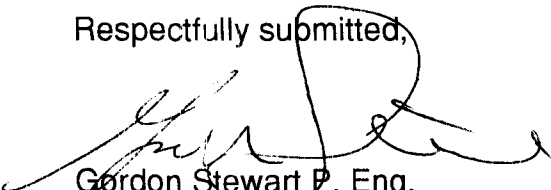
At this time we would request Council's permission to engage a consultant to begin preliminary planning work on the east hill station. Actual design work would not commence until the completion of the Master Plan. We would also request Council's permission to interview and test additional staff candidates immediately so that pending the results of the Master Plan we would be in a position to hire and train eight new staff in the fall of 1997.

RECOMMENDATION

We would respectfully request Council's authority to:

1. Engage a consultant to commence preliminary planning work on the east hill station.
2. Compile a hiring list and test candidates immediately to be in a position pending the results of the masterplan to hire and train eight new staff to allow training to take place in the fall of 1997.

Respectfully submitted,



Gordon Stewart P. Eng.
Fire Chief/General Manager

Comments:

Care should be taken not to commit to any plan or action prior to the release of the Emergency Services Master Plan. At the same time the issues raised by the Fire Chief/General Manager are very real for that Department now.

It seems reasonable to commit to the process of staff recruitment and testing with the understanding that no job offers will be made until the Master Plan is released and Council has had an opportunity to consider its recommendations and implications. With respect to a facility, there may be merit in selection of an architect/engineer now, so that they can be a part of any future consideration for a facility and can benefit from the input from the various stake holders who might be part of such an undertaking. We do, however, not recommend proceeding beyond this stage now as it might preclude recommendations in the Master Plan. Council must however understand that this time frame likely means a serviceable facility could not be provided before mid summer or fall of 1998.

"G. D. Surkan"
Mayor

"L. Hodgson"
Acting City Manager

Council Decision - June 16, 1997 Meeting

DATE: June 17, 1997

TO: Fire Chief/General Manager,
Emergency Services Department

FROM: City Clerk

RE: ***EAST HILL RESPONSE***

Reference Report: Fire Chief/General Manager,
Emergency Services Department -
dated June 5, 1997

Resolution Passed:

"RESOLVED that Council of The City of Red Deer, having considered report from the Fire Chief/General Manager, Emergency Services Department, dated June 5, 1997, re: East Hill Response, hereby agrees as follows:

1. That the Fire Chief/General Manager, Emergency Services Department is hereby authorized to proceed with the necessary action to engage a consultant to commence preliminary planning work on the East Hill Emergency Services Facility;
2. That in order to be in a position to hire qualified staff upon completion of the Emergency Services Master Plan and review of same by Council, authorization is hereby given to the Administration to compile a hiring list and to test perspective candidates for the Emergency Services Department, with the understanding that no job offers are to be made until such time as the Emergency Services Master Plan has been completed, reviewed by Council and authorization has been received by Council to continue with the hiring process,

and as presented to Council June 16, 1997."

Report Back to Council Required: Yes

Fire Chief/General Manager,
Emergency Services
June 17, 1997
Page 2

Comments/Further Action:

The above resolution is dependent upon the results of the Emergency Services Master Plan.



Kelly Kloss
City Clerk

/clr

c Director of Development Services
 Director of Corporate Services
 Director of Community Services

DATE: June 9, 1997

TO: City Clerk

FROM: Engineering Services Manager

**RE: PROPOSED REDEVELOPMENT OF DRUMMOND BREWERY SITE
WEST SERVICE ROAD INTERSECTION AT 22 STREET**

Cedaridge Developments Ltd. has recently submitted plans for a proposed commercial shopping centre on the old Drummond Brewery site located on the west side of Gaetz Avenue, north of 22 Street. To improve access to the site and accommodate the additional traffic generated by the development, the intersection at 22 Street and the West Gaetz Avenue Service Road is proposed to be upgraded as illustrated on the attached drawing. Based on preliminary design information, the cost of this improvement is estimated to be in the order of \$250,000.

Because the subject development will only directly benefit from the north half of the intersection improvements, the developer has tentatively agreed to pay for half of the total intersection improvement cost (i.e. approximately \$125,000). As it is not practical or functional to only construct half of the intersection, we have indicated that the City would consider funding the other half of the improvement. If and when a development occurs on the properties laying south of 22 Street (e.g. the property south of the Chrysler plant) and if the development is deemed to benefit from the road improvement, the City's half of the improvement cost could be recovered.

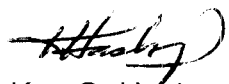
As further information, it is intended that the road improvements be included in a Development Agreement and the developer would construct the improvement. This work would not proceed until the Development Agreement is fully executed. The developer has not yet submitted engineering drawings or cost information for this project, but we are requesting budget approval based on preliminary design information in order to expedite the Development Agreement process, particularly in light of the fact that the June 30 Council meeting has been canceled.

It is not our intention to apply for Provincial funding under the Basic Capital Program for this project, as the City's funding allowance for the next five years (i.e. \$25 per capita per year funding cap) has been committed to other projects. In addition, it may not be eligible for cost sharing as it is a spot improvement and not part of a total new or rehabilitation project.

City Clerk
Page 2
June 10, 1997

RECOMMENDATION

We respectfully request budget approval in the amount of \$125,000 for half of the cost of improving the West Gaetz Avenue Service Road intersection at 22 Street. Funding for this project would come from City reserves under the Major Capital Budget for Transportation Projects. The remaining half of the cost of the improvement is to be paid by Cedaridge Developments Ltd. through a Development Agreement.



Ken G. Haslop, P. Eng.
Engineering Services Manager

TCW/emr
Att.

c. Director of Corporate Services
c. Subdivision Administrator

***West Gaetz Ave.
Service Road
Bulb Design
at 22nd Street***



GAETZ AVE

22 ST



Proposed

Comments:

The development of the former Drummond Brewery site is one example of increased activity in our city and an indication of the fact that commercial development in our city is "heating up". In order to accommodate development at this site and in recognition of the fact that City Council will not be meeting on June 30, 1997, it now seems reasonable to get the necessary approvals for the improvements to the West Gaetz Avenue service road intersection at 22 Street so as not to hold up development.

50% of this cost is to be that of the Developer with the remaining 50% being financed from an appropriate capital reserve account, to be identified by the Director of Corporate Services. The expectation is that the City's share will be recovered in future years as additional development takes place south of 22 Street.

We recommend support for this request subject to an appropriate funding source being identified by the Director of Corporate Services.

"G. D. Surkan"
Mayor

"L. Hodgson"
Acting City Manager

Council Decision - June 16, 1997 Meeting

DATE: June 17, 1997
TO: Engineering Services Manager
FROM: City Clerk
RE: ***PROPOSED REDEVELOPMENT OF DRUMMOND BREWERY SITE,
WEST SERVICE ROAD INTERSECTION AT 22 STREET***

Reference Report: Engineering Services Manager,
dated June 9, 1997

Resolution Passed:

"RESOLVED that Council of The City of Red Deer, having considered report from the Engineering Services Manager dated June 9, 1997, re: Proposed Redevelopment of Drummond Brewery Site - West Service Road Intersection at 22 Street, hereby:

1. Approves a budget of \$125,000.00, to provide initially for 50% of the cost of improving the West Gaetz Avenue Service Road intersection at 22 Street;
2. That this budget is to be funded from City reserves under the Major Capital Budget for Transportation Projects with the understanding that the City's share will be recovered in future years as additional development takes place south of 22 Street;
3. Agrees that the other 50% of the cost of improvement is to be paid by Cedaridge Developments Ltd. through a Development Agreement with The City,

and as presented to Council June 16, 1997."

Report Back to Council Required: No

Comments/Further Action:

It would now be appropriate to proceed with the execution of a Development Agreement with Cedaridge Developments Ltd. with respect to the noted improvements and in accordance with the above resolution.

Kelly Kloss
City Clerk

/clr

c Director of Corporate Services
Land & Economic Development Manager

cc: Mayor
Council/6rs

250-056

DATE: September 3, 1997
TO: City Clerk
FROM: Engineering Services Manager

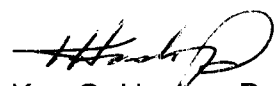
**RE: PROPOSED REDEVELOPMENT OF DRUMMOND BREWERY SITE
WEST SERVICE ROAD INTERSECTION AT 22 STREET**

As indicated in our June 9, 1997 report to Council, Gaetz Crossing Ltd. (Cedaridge Development & Management Ltd.) is preparing to develop a shopping centre on the old Drummond Brewery site. A requirement of the Development Agreement is to upgrade the Gaetz Avenue Service Road and the 22 Street intersection adjacent to this development. On June 16, City Council agreed to share the cost of this work on a 50/50 basis. Based on preliminary design information, the cost of this work was estimated to be \$250,000; of which the City would pay \$125,000.

The project has since been designed and tendered by Stanley Engineering on behalf of the developer. The project is now estimated to cost approximately \$330,000; of which the City would be responsible for \$165,000. Reasons for the cost increase are likely because the project is relatively small and complex, and because the construction market is very busy (i.e. supply of contractors available to do the work is low and the demand for work to be done in the area is high).

We feel that this work is competitively priced, based on current market conditions and should still proceed. The City will benefit from the road construction and may be able to recover a portion of the cost if and when the land south of the Chrysler Plant property develops. The \$40,000 budget overrun can be funded from City reserves under the Major Capital Budget for Transportation Projects.

This report is submitted for Council's information, as we have already committed to the project based on Council's June 16, 1997 resolution.



Ken G. Haslop, P. Eng.
Engineering Services Manager

TCW/emr

- c. Director of Corporate Services
- c. Subdivision Administrator
- c. Engineering Accountant

Item No. 8

PATH: paul\memos
MASTERFILE: 1935.006

DATE: June 9, 1997

TO: City Clerk

FROM: Public Works Manager

RE: SNOW AND ICE ANTICIPATED OVEREXPENDITURE

The winter of 1996/1997 resulted in the highest amount of snowfall in Red Deer in 18 years, see attached graph. The resulting accumulation of snowfall had to be dealt with in the months of January through April, 1997. Due to the large amount of snow, we were required to plow the collectors and arterial streets and the commercial areas of the City numerous times. A full residential plowing was done in the spring, and numerous additional lane clearings were required. The accumulated snow also created a significant potential for spring flooding, which thankfully did not occur, but required additional resources to adequately prepare for it; we are covering these overexpenditures, of approximately \$25,000, from within our maintenance accounts.

In 1997, we recommended to Council that we budget for snow and ice removal based on the 5 Year actual average expenditure. This was done in our 1997 budget and we absorbed the increase of approximately \$125,000 from our other maintenance accounts. Unfortunately, the amount of snow that we received in the 1996/1997 winter was significantly more than the five year average and the resulting expenditures were accordingly higher as well.

Following is the summary of the amounts spent to date and the anticipated required funds for the remainder of 1997:

Total Snow and Ice expenditures to Spring 1997 :	\$ 786,000.
Estimated Fall 1997 expenditures :	<u>\$ 376,000.</u>
(based on five year actual average)	
Total Estimated 1997 expenditures :	\$1,162,000.
 Total 1997 Budget :	 \$ 860,900.
 Anticipated Snow and Ice Overexpenditure :	 \$ 301,100.

Spending of any part of the overexpenditure funds would only be done if snow and ice conditions require it.

June 9, 1997
City Clerk
Page 2 of 2

RECOMMENDATION

We respectfully recommend that Council approve the anticipated overexpenditure of \$301,100 to fund snow and ice removal for the remainder of 1997.




Paul A. Goranson, P.Eng.
Public Works Manager

/blm

Att.

c Director of Development Services
 Director of Corporate Services



Comments:

Budgeting for snow and ice removal is not an exact science. It does seem reasonable, however, to base same on the five year average as recommended for 1997. Our experience, however, was to receive far more snow than the five year average, and as a result, our current expenditures have utilized virtually all of our current budget. Therefore, it is not unreasonable to anticipate an overexpenditure based on that same five year experience for the last few months of the year.

We recommend support for the request from the Public Works Manager if the snow conditions for the remainder of the year are such that funding is required.

"G. D. Surkan"
Mayor

"L. Hodgson"
Acting City Manager

FILE

Council Decision - June 16, 1997 Meeting

DATE: June 17, 1997

TO: Public Works Manager

FROM: City Clerk

RE: **SNOW AND ICE ANTICIPATED OVEREXPENDITURE**

Reference Report:

Public Works Manager,
dated June 9, 1997

Resolution Passed:

"RESOLVED that Council of The City of Red Deer, having considered report from the Public Works Manager dated June 9, 1997, re: Snow and Ice Anticipated Overexpenditure, hereby approves an additional expenditure of \$301,100.00 to fund snow and ice removal for the remainder of 1997, and as presented to Council June 16, 1997."

Report Back to Council Required: No

Comments/Further Action:



Kelly Kloss
City Clerk

/clr

c Director of Corporate Services
 Director of Development Services



Ecole Secondaire
NOTRE DAME
High School

Principal
Mr. Robert Kruchten

Phone: 403-342-4800
Fax: 403-343-2249

50 Lees Street
Red Deer, Alberta
T4R 2P6

Home of the Cougars
Vice Principals
Mr. Archie Coderre
Mr. Hugh McPherson

God is our power, knowledge is our strength

June 01, 1997

Dear Council:

As a contributing member of the community, it is in this capacity that we would like to make an appeal to council to re-evaluate the transportation needs of Lancaster Meadows.

Our school has 700+ students attending, many of whom use your transportation system. We are finding some major inadequacies in the present system that we feel needs to be addressed.

We would like to see the regular service route developed to include a stop on Lees St. This would enable our students to have better access to the system, particularly in the winter. Because of the design of the surrounding park area of the schools and the cutbacks of snow removal, students have limited route options to access present bus stop locations on 32 St.

Another factor that results in the present options of the bus route is safety. Our students are in an constant high-risk situation when trying to access bus service after dark. We all realize that most of the school year is in the seasons of low daylight hours.

We also feel, with a few of these changes, there would be a definite increase in transportation usage to the area. Students now account for a large part of the transportation revenue and we feel that this should be acknowledged.

We would like to thank your transportation representative, Kevin Joll, for attending a joint council meeting of Hunting Hills and ourselves and explaining the City's master transportation plan.

We look forward to your response and thank-you for your time

Yours truly,

Lauralyn (Lyn) Radford
Chairperson,
Ecole Notre Dame High School,

DATE: June 6, 1997

TO: KELLY KLOSS
City Clerk

FROM: LOWELL R. HODGSON
Community Services Director


RE: NOTRE DAME HIGH SCHOOL BUS ROUTING

The Transit Manager has described the current services provided to the Notre Dame High School and to the Lancaster Meadows subdivision. Our current policy is of not offering fixed route transit services to a subdivision until it reaches 80% capacity. In addition, our 0% tax increase guideline has inhibited our ability to bring transit services into this subdivision, and thus to this high school. At the same time, we recognize that the Notre Dame High School is a major trip generator and we should be providing service to it.

Our Transit Workshop scheduled for July 7th will address this matter and, thus, I would recommend that we respond to the Notre Dame High School indicating we appreciate the concern being raised and that we will be dealing with this in an upcoming workshop. However, there is no budget approval to implement services here in 1997.

RECOMMENDATION

That Council of The City of Red Deer respond to the Chairperson of the Notre Dame High School indicating the issues that they raise will be dealt with in an upcoming Transit Workshop, and further indicating that current budget guidelines will not permit increasing this service in 1997. However, this will be dealt with as a business plan and budget issue for 1998.



LOWELL R. HODGSON

:ad

c. Kevin Joll, Transit Manager

DATE: June 5, 1997
TO: City Clerk
FROM: Transit Manager
RE: NOTRE DAME HIGH SCHOOL BUS ROUTING

The Transit Department is currently operating under the following operational policies. They are:


- Transit Service is supplied to new areas of the community when a ratio of 80% occupancy is achieved, or unless prompted by increased efficiencies or overall effectiveness in the Transit Service Program,
- Transit Service is supplied only when roadway network allows adequate access and egress and,
- endeavor to support residential walking distances of no greater than 450m.

Current practice sees regular fixed route service supplied on 32nd Street. Walking distance to the north end of Notre Dame School of just beyond 450m and walking distance to Lees Street is approximately 675m. Special overloads currently supplied in conjunction with regular fixed route service stop on Lees Street twice during the am peak and once in the afternoon.

We recognize the current system structure for regular fixed route service is just beyond mandated operating policy. We also recognize Notre Dame High School to be a major trip generator and that service to this area should be reviewed.

On July 7th, 1997 service policies, standards, the impending impacts of a growing community and the effect on the Transit Service Program will be discussed in a workshop with City Council.

It will be our intent, to address the possibility of better serving this school and the Lancaster area for September 1998.


Kevin Joll
/kj

Comments:

We support the recommendation of the Transit Manager that we simply receive this letter of concern as information at this time, understanding that Transit Services will be discussed at the upcoming Council workshop.

"G. D. Surkan"
Mayor

"L. Hodgson"
Acting City Manager



Box 5008
Red Deer, Alberta
T4N 3T4

Office of the City Clerk

FILE

June 17, 1997

Notre Dame High School
50 Lees Street
Red Deer, AB T4R 2P6

Att: Ms. L. Radford

Dear Ms. Radford:


RE: NOTRE DAME HIGH SCHOOL BUS ROUTING

At the City of Red Deer's Council meeting held Monday, June 16, 1997, consideration was given to your correspondence dated June 1, 1997. At that meeting, the following resolution was passed:

"RESOLVED that Council of The City of Red Deer, having considered correspondence from Notre Dame High School dated June 1, 1997, re: Notre Dame High School Bus Routing, hereby agrees to table consideration of this item to the upcoming Transit Workshop."

Once the noted Transit Workshop has been held, the Transit Manager, Mr. Kevin Joll, will be contacting you. In the interim, please do not hesitate to contact me should you have any questions or require clarification of the above resolution.

Sincerely,



Kelly Kloss
City Clerk

/clr

c Director of Community Services
Transit Manager

The City of Red Deer

DATE: June 4, 1997

TO: X DIRECTOR OF COMMUNITY SERVICES
DIRECTOR OF CORPORATE SERVICES
X DIRECTOR OF DEVELOPMENT SERVICES
CITY ASSESSOR
E. L. & P. MANAGER
ENGINEERING DEPARTMENT MANAGER
FIRE CHIEF (EMERGENCY SERVICES)
INFORMATION TECHNOLOGY SERVICES MANAGER
INSPECTIONS AND LICENSING MANAGER
LAND AND ECONOMIC DEVELOPMENT MANAGER
PERSONNEL MANAGER
PUBLIC WORKS MANAGER
R.C.M.P. - ATTENTION: WENDY
RECREATION, PARKS & CULTURE MANAGER
SOCIAL PLANNING MANAGER
X TRANSIT MANAGER
TREASURY SERVICES MANAGER
PRINCIPAL PLANNER
CITY SOLICITOR

BACKUP INFORMATION
NOT SUBMITTED TO COUNCIL

FROM: CITY CLERK

RE: Notre Dame High School Bus Routing

Please submit comments on the attached to this office by June 9, 1997 for the Council Agenda of June 16, 1997.

"Kelly Kloss"

City Clerk



Box 5008
Red Deer, Alberta
T4N 3T4

The City of Red Deer

Office of the City Clerk

June 4, 1997

Ms. Lauralyn Radford, Chairperson
Notre Dame High School
50 Lees Street
Red Deer, AB T4R 2P6

BACKUP INFORMATION
NOT SUBMITTED TO COUNCIL

Dear Ms. Radford :

I am in receipt of your letter dated June 1, 1997 re: Notre Dame High School Bus Routing. Your letter will be placed on the Red Deer City Council Agenda of June 16, 1997.

Your request has been circulated to City Administration for comments. A copy of the administrative comments will be available to you prior to the Council Meeting and can be picked up at our office on the second floor of City Hall on Friday, June 13, 1997.

If you wish to be present and/or speak at the Council Meeting, please telephone our office on Friday, June 13, 1997, and we will advise you of the approximate time that Council will be discussing this item. Upon arrival at City Hall, please enter the park side entrance and proceed to the Council Chambers on the second floor.


Council Meetings are open to the general public and are televised live on Shaw Cable, Channel 3. Council Meetings commence at 4:30 p.m., adjourn for the supper hour at 6:00 p.m., and reconvene at 7:00 p.m. Council agendas are available to the public and media from the City Clerk's Department.

If you have any questions or require further assistance, please do not hesitate to contact me.

Sincerely,

Kelly Kloss
City Clerk

KK/jb




5404 - 56 Avenue
Lacombe, AB T4L 1G1

Ph. (403) 782-3850
Fax (403) 782-4650

Parkland Regional Library

MEMO

To: Mayor and Council
From: Margaret Law
Date: April 22, 1997
Re: Draft Service Plan



The needs assessment process has been completed and the information used to develop a service plan to shape Parkland Regional Library services, beginning January 1, 1998. Attached is the first draft of the service plan and preliminary cost figures.

Each jurisdiction and library board is encouraged to respond to this plan with ideas, comments and suggestions. You may respond by attending a working group meeting, or by providing a written response. Meetings are scheduled to take place at Parkland Regional Library as follows:

Municipal council representative: Monday, May 26, 10 am

Library boards and staff: Tuesday, May 27, 10 am

If you are not able to attend a meeting, please send written responses by May 23.

A revised service plan will be circulated to you by the second week in June. It will include membership fee projections for the period 1998 - 2001.

After the service plan is complete, each library that is interested in becoming a member of the regional library will send a letter to the regional library and their municipal council. This allows the regional library and the councils to begin the negotiation of the membership agreements.

Note that these costs are based on two different population levels. Until we receive letters from library boards indicating their intent to pursue membership, we will not have more accurate population figures. A final budget, based on these letters of intent will be prepared prior to the negotiation of the membership agreements.

We look forward to your response to this draft plan. Your contribution will ensure that we rebuild Parkland Regional Library to meet the needs of its members.

DATE: May 27, 1997

TO: KELLY KLOSS
City Clerk

FROM: LOWELL R. HODGSON
Community Services Director

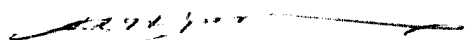
RE: PARKLAND REGIONAL LIBRARY:
DRAFT SERVICE PLAN

For several months now, Parkland Regional Library has been considering reorganization in response to changes in funding they receive from the provincial government. The Red Deer Public Library has been involved in this reorganization process and both Dean Frey, as the Library Services Director, and I have attended meetings discussing these changes.

The Red Deer Public Library has never been a member of Parkland Regional Library, as it has never been seen to be more cost effective. However, the relationship has always been one of cooperation and support, and that commitment will continue, whether or not our Library Board joins. The Draft Service Plan is really one of fee-for-service, and the Finance & Planning Committee of our Red Deer Public Library Board is reviewing this proposal in detail. A decision as to whether or not to join will be a business one if it is found to be to our advantage economically. A recommendation from the Finance & Planning Committee will be submitted to the Library Board at its June 25th meeting. As an arms-length, semi-autonomous board, I believe they are in a position to make their own decision as to whether or not to join the Parkland Regional Library.

RECOMMENDATION

THAT Council of The City of Red Deer, having received a Draft Service Plan from Parkland Regional Library, agrees to pass this on to the Red Deer Public Library Board for consideration as to the potential benefits of membership.



LOWELL R. HODGSON

:dmg

c Red Deer Public Library Board
Dean Frey, Library Services Director



Red Deer Public Library

4818 - 49th Street, RED DEER, Alberta, Canada T4N 1T9

Telephone: (403) 346-4576 Fax: (403) 341-3110

E-mail: info@rdpl-red-deer.ab.ca Web: www.rdpl-red-deer.ab.ca

May 29, 1997

TO: Kelly Kloss, City Clerk, City of Red Deer

CC: Lowell Hodgson, Director of Community Services, City of Red Deer

FROM: Dean Frey, Director, Red Deer Public Library

RE: Library Board Comments on Parkland Regional Library Reorganization: Draft Service Plan

Kelly, attached are the Library Board's comments on the PRL Reorganization Service Plan, as requested for the June 2, 1997 Council Meeting. Please call me if you have any questions.



Red Deer Public Library

4818 - 49th Street, RED DEER, Alberta, Canada T4N 1T9

Telephone: (403) 346-4576 Fax: (403) 341-3110

E-mail: info@rdpl-red-deer.ab.ca Web: www.rdpl-red-deer.ab.ca

Parkland Regional Library Reorganization: Draft Service Plan Comments from Red Deer Public Library Board

Background: In 1997, Parkland Regional Library (PRL) is undergoing a reorganization due to changes in provincial funding. The Red Deer Public Library (RDPL) Board has been involved in this reorganization process as a stakeholder, and RDPL Director Dean Frey sits on the Reorganization Steering Committee.

On Wednesday, May 21, the Finance and Planning Committee met with PRL Director Margaret Law to discuss possible membership by RDPL in the newly-reorganized PRL. Ms. Law presented each of the components of the Service Plan in detail, and outlined possible RDPL membership using the costs included in the Service Plan. The Committee directed Margaret Law and Dean Frey to make more detailed estimates of costs and benefit and present them to the Committee in early June.

The Finance and Planning Committee will then make a recommendation based on the business case for or against Red Deer Public Library membership in a newly-reorganized Parkland Regional Library. This recommendation will be debated by the Red Deer Public Library Board at their meeting on June 25, 1997.

Whether or not Red Deer Public Library Board becomes a member of Parkland Regional Library in 1998, the Board wishes PRL well in their efforts to provide the best public library service to citizens of Central Alberta.

At its May meeting, the Red Deer Public Library Board endorsed the attached Letter of Intent, which has also been endorsed by the Board of Red Deer College and Parkland Regional Library.

Letter of Intent

WHEREAS

Parkland Regional Library, Red Deer College Library and Red Deer Public Library share a common belief in the value of life-long learning, and

WHEREAS

Parkland Regional Library, Red Deer College Library and Red Deer Public Library believe that all citizens in Central Alberta have the right to barrier-free access to the world of information and ideas, and

WHEREAS

Parkland Regional Library, Red Deer College Library and Red Deer Public Library want to provide this access in the most cost-effective and efficient manner,

BE IT RESOLVED THAT

Parkland Regional Library, Red Deer College Library and Red Deer Public Library work together to create a formal partnership to provide barrier-free access to the world of information and ideas.

Adopted by:

Red Deer College Board	May 21, 1997
Red Deer Public Library Board	May 21, 1997
Parkland Regional Library Board	May 28, 1997

DRAFT SERVICE PLAN

April 30, 1997



Parkland Regional Library

The following Service Plan outlines the services to be offered by Parkland Regional Library to its members beginning January 1, 1998. Budget figures are attached to each service area, based on the cost of providing service to 75,000 people or 135,000 people. The actual population and costs will vary depending on the number and size of jurisdictions which join. The last page of the plan proposes some ideas for reducing costs.

Assumptions:

The following assumptions were used in preparing the plan and budget:

- Allotment rate set at \$3.00 per capita
- Historical data used to estimate use of services
- PRL will remain in its current headquarters location in Lacombe
- There is no change in the provincial grant rate, and it is not adjusted for current populations
- Non-resident fees will be \$60 per family per year; split evenly between the local library and the regional library
- All costs include staffing, supplies and amortization of capital assets
- PRL will comply with current library legislation
- This plan is based on responses to the needs assessment
- Expenses are based on current policy

Process:

The attached is a first draft only, presented for your comments and feedback. The municipal council representatives will meet at Parkland Regional Library May 26 at 10 am to discuss this plan. The library representatives will meet at Parkland Regional Library May 27 at 10 am to discuss this plan. Written responses are welcome if you are not able to attend either meeting. A final service plan will be prepared based on your responses and circulated to you early in June.

Note:

The significant changes in this service plan from our current services are:

- Loss of consulting services which support library development
- Loss of magazine subscription ordering and management

Allotment	75,000 people	135,000 people
Purpose: <ul style="list-style-type: none"> • To provide an amount to each library for the purchase of library material • To allow PRL a predetermined budget amount to be used when negotiating with vendors • To simplify financial record keeping by local libraries Components: <ul style="list-style-type: none"> • A per capita amount is set by the Board • An account is set up for each library • Material is charged to each library at net price (freight is not charged to the library) • Unspent allotment funds are carried over from one year to the next • The Board sets policies for allotment spending Future Directions: <ul style="list-style-type: none"> • Continuously monitor allotment levels 		
	\$225,000	\$405,000
PER CAPITA	\$3.000	\$3.000

GST considerations:

- PRL must collect GST on the portion of the membership fee that is returned as allotment. The rest of the membership fee is considered to be a grant, and is exempt.
- GST is 100% refundable on "printed books" as defined by Revenue Canada.
- Currently, PRL restricts allotment purchases to "printed books" as defined by Revenue Canada. If we remove this restriction to allow the purchase of CD-ROM, video and book/cassette kits, the additional record keeping will be the responsibility of the local library or an additional expense to PRL.

Delivery	75,000 people	135,000 people
Purpose: <ul style="list-style-type: none"> • To deliver new material to libraries • To deliver inter-library loans and information resources to libraries • To transfer material and items between libraries • To deliver circulating material such as large print • To distribute newsletters and promotional material to libraries Components: <ul style="list-style-type: none"> • PRL owns one van and employs a driver • The current schedule delivers to each library once every two weeks Future Directions: <ul style="list-style-type: none"> • Cost alternate methods of delivery • Cost contracting out delivery • Explore weekly delivery option • Explore options for selling unused delivery capacity 		
	\$31,440	\$31,670
PER CAPITA	\$0.419	\$0.235

Information Services	75,000 people	135,000 people
<p>Purpose:</p> <ul style="list-style-type: none"> • To link people in central Alberta to the world of information and ideas • To provide access to material held in publicly funded libraries in Alberta • To facilitate co-operative collection development to reduce duplication of materials <p>Components:</p> <ul style="list-style-type: none"> • Provision of answers to reference questions that the local library is not able to answer • Provision of information on subjects where the local library does not have sufficient material in their collection • Provision of specific items that a user wishes to borrow that are not held in the local library • Maintenance of the necessary agreements with other libraries to facilitate borrowing • Maintenance of an on-site collection of reference material <p>Future Directions:</p> <ul style="list-style-type: none"> • Increase use of e-mail • Increase access to our catalogue to encourage libraries to be more self-sufficient • Explore partnerships with Red Deer Public Library and Red Deer College for the provision of library service • Explore extension of reciprocal borrowing agreements to other libraries in central Alberta 		
PER CAPITA	\$86,589	\$155,585
	\$1.155	\$1.152

Technical Services	75,000 people	135,000 people
<p>Purpose:</p> <ul style="list-style-type: none"> • To acquire library material in an efficient and cost-effective manner • To catalogue library material to industry standards: CANMARC (Canadian Machine Readable Cataloguing) and AACR2 (Anglo-American Cataloguing Rules) • To provide catalogue records to libraries • To maintain a union catalogue <p>Components:</p> <ul style="list-style-type: none"> • Negotiation with vendors for the best combination of discount, fill rate and freight charges • Provision of acquisitions services (including ordering and receiving material, claiming for missing or damaged material or incorrect orders) • Preparation of catalogue records • Production of catalogue records for client libraries, either in machine readable format or on cards • Reporting of status of orders and accounts to client libraries <p>Future Directions:</p> <ul style="list-style-type: none"> • On-line ordering with all major suppliers • Members to place orders on-line • Survey members for preferences concerning discount and speed • Cease production of catalogue cards by 2000 • Investigate supplying service to other customers on a cost-recovery basis 		
PER CAPITA	\$143,884	\$255,393
	\$1.918	\$1.892

Circulating Blocks	75,000 people	135,000 people
<p>Purpose:</p> <ul style="list-style-type: none"> • To provide libraries with access to collections of specialized material <p>Components:</p> <ul style="list-style-type: none"> • Selection and circulation of Large Print books • Continuation of membership in the International Collection Consortium (ICC), which supplies foreign language books • Membership in the regional library systems audiobook consortium, which supplies books on tape. <p>Note: At this time, PRL supplies services to the International Collection Consortium on contract. This contract is dependent on our membership in the consortium. The current contract ends March 31, 1998. Income from the contract is shown on the summary page.</p> <p>Future Directions:</p> <ul style="list-style-type: none"> • Review ICC contract in 1998 • Review membership in audiobook consortium • Consider consolidation of Large Print Service with other regional systems 		
PER CAPITA	\$0.275	\$0.206

Communications	75,000 people	135,000 people
Purpose: <ul style="list-style-type: none"> • To ensure that all members and member libraries are able to freely communicate with the regional library headquarters • To ensure that the regional library is able to communicate with its members Components: <ul style="list-style-type: none"> • Telephone system including toll free voice and fax lines • Photocopy costs • Postage Future Directions: <ul style="list-style-type: none"> • Explore alternate methods of communication - decrease use of paper communication • Conduct communications audit • Increase use of e-mail and web page • Increase use of on-line faxing 		
	\$13,719	\$16,378
PER CAPITA	\$0.183	\$0.121

Reimbursement of Postage	75,000 people	135,000 people
Purpose: <ul style="list-style-type: none"> • To ensure that no library is limited in sharing their resources by the cost of postage Components: <ul style="list-style-type: none"> • Reimbursement of mailing costs of inter-library loans; libraries submit postage receipts Future Directions: <ul style="list-style-type: none"> • Explore other options for delivery of inter-library loans 		
	\$2,050	\$2,650
PER CAPITA	\$0.027	\$0.020

Training/Workshops	75,000 people	135,000 people
<p>Purpose:</p> <ul style="list-style-type: none"> • To provide library staff of PRL member libraries with opportunities for ongoing training and development • To provide public library boards in the PRL area with opportunities for ongoing training and development • To facilitate access to training opportunities offered by other institutions <p>Components:</p> <ul style="list-style-type: none"> • An annual one-day mini-conference held at a central location for library staff • An annual workshop for library trustees • Orientation for new librarians at their library <p>Future Directions:</p> <ul style="list-style-type: none"> • Survey librarians and trustee for topics and dates for mini-conference and workshop • Seek additional sources of funding for training activities • Develop information packages on specific topics for librarians (e.g. marketing) • Investigate opportunities for extending training to non-members for revenue generation 		
	\$12,974	\$13,364
PER CAPITA	\$0.173	\$0.099

Computer Systems	75,000 people	135,000 people
<p>Purpose:</p> <ul style="list-style-type: none"> • To provide a system to support a catalogue reflecting the holdings of all PRL libraries • To provide computer support for management information • To facilitate communication with members • To provide access to the PRL catalogue for other libraries <p>Components:</p> <ul style="list-style-type: none"> • Maintenance and support for all in-house hardware and software • Access to the catalogue and PRL staff via the Internet • Provision of computer services to Lacombe Public Library and Lacombe Upper Elementary School on a cost-recovery basis • On-going search for partners to increase access and reduce costs • Integration with provincial Electronic Library Network <p>Future Directions:</p> <ul style="list-style-type: none"> • Develop technology plan for 1998 - 2001 • Internet access to catalogue for members of the public • Messaging software so requests for material can be placed directly by libraries • Migration to new library software; this may be carried out in conjunction with Red Deer Public Library • Continuous assessment and upgrade of equipment • Expansion of computer services to interested member libraries on a cost-recovery basis • Pursue development of integrated library catalogue with other major libraries • Facilitate automation of members libraries by applying for grants 		
PER CAPITA	\$80,379	\$80,379
	\$1.072	\$0.595

Marketing	75,000 people	135,000 people
Purpose: <ul style="list-style-type: none"> • To participate in provincial initiatives • To promote participation in regional library systems • To have a presence in the community • To influence provincial decision-making to improve library service to central Alberta Components: <ul style="list-style-type: none"> • Annual report • Lobbying • Memberships: The Alberta Library, Library Association of Alberta, Canadian Library Association • Exhibits with other regional library systems at AUMA, AAMD&C, ASBA • Regular contact with media representatives Future Directions: <ul style="list-style-type: none"> • Promote PRL services to non-members and potential members • Increase visibility of PRL with MLAs through regular contact 		
PER CAPITA	\$7,300	\$7,300
	\$0.097	\$0.054

Building	75,000 people	135,000 people
Purpose: <ul style="list-style-type: none"> To provide an appropriate location for provision of library service Components: <ul style="list-style-type: none"> Maintenance and repair Janitorial work Rental of unused portions of the building (current tenants are Wolf Creek School Division and the County of Lacombe Lifelong Learning Association - income is shown on summary page) Utilities Future Directions: <ul style="list-style-type: none"> Explore possibility for increased rental revenue 		
PER CAPITA	\$39,100	\$39,100
	\$0.521	\$0.290

Administration	75,000 people	135,000 people
<p>Purpose:</p> <ul style="list-style-type: none"> • To implement plans and policies determined by the Board • To run Parkland Regional Library in a business-like manner, with appropriate financial controls • To meet the reporting requirements of the members and Alberta Community Development • To assure compliance with federal and provincial legislation and PRL policy • To co-operate with other libraries, offices and agencies to provide excellent library service • To search for alternate funding sources and apply for appropriate grants <p>Components:</p> <ul style="list-style-type: none"> • Financial planning, record-keeping, control and audit • Long term planning and reporting • To ensure that PRL members and Board are kept current with library issues • Human resource management <p>Future Directions:</p> <ul style="list-style-type: none"> • Tender audit for period 1998 - 2001 • Review of job descriptions and salary grid • Develop plan for completion of system to include non-participating jurisdictions • Implementation of plan to complete system • Continue to seek new clients 		
	\$172,595	\$188,961
PER CAPITA	\$2.301	\$1.400

Board	75,000 people	135,000 people
<p>Purpose:</p> <ul style="list-style-type: none"> • To govern PRL in accordance with the Alberta Libraries Act and other legislation • To develop and evaluate policy • To monitor adherence to policy • To act as advocates for the regional library • To develop long-term plans <p>Components:</p> <ul style="list-style-type: none"> • The Board will meet the number of times required in the Alberta Libraries Act (currently, this is defined in section 37 as "at least once every 3 months") • The Board will appoint an executive committee which will meet an additional four times per year (estimated 10 member executive) • The Board will have the following standing committees which will meet four times per year: Personnel, Finance, and Service (estimated 5 members/committee) • The Board will send some members to the Alberta Library Conference each year • Costs include a director's fees of \$60 per meeting, and travel expenses of .28/km • Membership in Alberta Library Trustees Association (ALTA) <p>Future Directions:</p> <ul style="list-style-type: none"> • Board Development Workshop in 1998 • Review all PRL policies • Re-evaluate mission statement • Revise meeting schedule to correspond with any changes in legislation after 1998 • Review employee salary grid and benefits 		
PER CAPITA	\$25,850	\$28,590
	\$0.345	\$0.212

Cost Recovery Services	75,000 people	135,000 people
Purpose: To provide services on a cost-recovery basis to those libraries which wish to purchase them Components: <ul style="list-style-type: none"> • Summer Reading Program presented through a partnership agreement with the other regional library systems • Purchase of library supplies • Mounting of CD-ROM reference tools on server for dial-in access e.g. Columbia Granger's World of Poetry, Books in Print, Encarta Future Directions: <ul style="list-style-type: none"> • Explore other services which can be offered on a cost-recovery or partial cost recovery basis. For example: <ul style="list-style-type: none"> • Terminal and line connections to central database • Library consulting, e.g. collection evaluations, weeding, space planning • Recon (conversion of card catalogue to automated system) • Desktop publishing for members • Records management for libraries • Centralized circulation system • Computer and Internet training 		
PER CAPITA	0	0

Network editions of CD-ROM:

An example of the costs for network editions:

Stand alone edition of Columbia Granger's World of Poetry = \$695 US

Each additional location to dial-in = \$347.50 US

Proposed Budget Summary - 1998

Population	75,000		135,000	
Service Cost	\$	Per Capita	\$	Per Capita
Allotment	225,000	\$ 3.000	405,000	\$ 3.000
Delivery	31,440	\$ 0.419	31,670	\$ 0.235
Information Service	86,589	\$ 1.155	155,585	\$ 1.152
Technical Service	143,884	\$ 1.918	255,393	\$ 1.892
Circulating Blocks	20,618	\$ 0.275	27,818	\$ 0.206
Communication	13,719	\$ 0.183	16,378	\$ 0.121
Reimbursement of Postage	2,050	\$ 0.027	2,650	\$ 0.020
Training/Workshops	12,974	\$ 0.173	13,364	\$ 0.099
Computer System	80,379	\$ 1.072	80,379	\$ 0.595
Marketing	7,300	\$ 0.097	7,300	\$ 0.054
Building	39,100	\$ 0.521	39,100	\$ 0.290
Administration	172,595	\$ 2.301	188,961	\$ 1.400
Board	25,850	\$ 0.345	28,590	\$ 0.212
	\$ 861,498	\$ 11.487	\$1,252,188	\$ 9.275
Income				
Provincial Grant	216,750	\$ 2.890	390,150	\$ 2.890
Other Income	146,108	\$ 1.948	146,858	\$ 1.088
Includes:				
Contribution from schools				
Contribution from Media				
Contribution from ICC				
Interest				
Rent				
Non-Resident Fees				
	362,858	\$ 4.838	537,008	\$ 3.978
Membership Fees	498,640	\$ 6.65	715,180	\$ 5.30

Options for reducing membership fees

Amounts are quoted as per capita rates

Cost Reduction Ideas	75,000 people	135,000 people
• Charge freight on incoming books to library allotment	0.090	0.090
• Charge a handling fee for purchasing and processing material bought with library's own funds (e.g. \$2 per item)	0.024	0.172
• Charge freight for material purchased with library's own funds	0.004	0.005
• Reduce delivery schedule to once every three weeks	0.110	0.060
• Charge nominal registration fee for workshops (e.g. \$20 per person)	0.007	0.005
• Remove director's fees for trustees attending PRL board and committee meetings	0.160	0.090
• Reduce size of executive committee to 7 members	0.018	0.010
• Trustees pay their own expenses to attend Alberta Library Conference	0.045	0.025
• Reduce allotment to \$2.75 (1997 rate is \$2.10)	0.350	0.350
TOTAL PER CAPITA REDUCTION IN MEMBERSHIP FEE	0.808	0.807

Library System	1996 Requisition/Levy (\$)	1996 Allotment (\$)	Notes
Parkland	3.76 per capita 5.36 (City of Camrose)	2.10 per capita (public) 8.10 per student (schools)	allotment rate set by PRL board
Yellowhead	3.75 per capita	2.00 per capita	allotment allocated as per agreement in each jurisdiction
Peace	3.15 - Munic. with Library Boards 2.75 - Library Boards 5.90 - Munic. without Library Boards 19.00 per student - (contract)	2.75 per capita 2.75 per capita 8.50 per student	plus transfer payment to libraries serving MD residents full service package
Chinook Arch	3.40 - Munic. with Library Boards 3.40 - Library Boards 6.80 - Munic. without Library Boards	3.00 per capita 3.00 per capita	allocated according to instructions from Munic.council
Northern Lights	3.05 - Munic. with Library Boards 3.05 - Library Boards 4.53 - Munic. without Library Boards	2.15 per capita 2.15 per capita	allocated according to instructions from Municipal councils
Marigold	6.75 - Munic. with Library Boards 4.00 - Library Boards 6.75 - Munic. without Library Boards	book allocations as per schedule (no per capita allotment) transfer payments as per policy: Personnel grants Periodical grants Postage grants --	between 100 and 1500 books per library -30% of total levy -as per minimum standards -based on population - returned in services such as paperback deposits, community libraries and indirectly through area libraries
Shortgrass	3.15 - Munic. with Library Boards 3.15 - Library Boards 6.30 - Munic. without Library Boards	3.15 per capita 3.15 per capita	a transfer payment of approx. 3.15 is returned to libraries to help with operating expense

Comments:

We support the recommendation of the Red Deer Public Library Board to receive the proposal from Parkland Regional Library as information only at this time. The appropriateness of benefits for their membership in the Parkland Regional Library will be considered further by the Red Deer Public Library Board.

"G. D. Surkan
Mayor

"L. Hodgson"
Acting City Manager

FILE

Office of the City Clerk

June 18, 1997

Red Deer Library Board
4818 - 49 Street
Red Deer, AB T4N 1T9

Att: Allan Chan, Chairman

Dear Sir:

RE: PARKLAND REGIONAL LIBRARY - DRAFT SERVICE PLAN

At the City of Red Deer's Council meeting held Monday, June 16, 1997, consideration was given to the above. At that meeting the following resolution was passed:

"RESOLVED that Council of The City of Red Deer, having considered correspondence from Parkland Regional Library dated April 22, 1997, re: Parkland Regional Library - Draft Service Plan, hereby agrees to pass the Draft Service Plan on to the Red Deer Public Library Board for consideration as to the potential benefits of membership, and as presented to Council June 16, 1997."

It is my understanding that you have reviewed the above noted Draft Service Plan and that you intend to review a revised Service Plan in the near future. Once you have reviewed the respective Service Plans and decided what course of action to follow, I trust you will be advising Council of same.

If you have any questions or require additional information, please do not hesitate to contact the undersigned.

Sincerely,


Kelly Kloss
City Clerk

KK/clr

c Director of Community Services

The City of Red Deer

Box 5008
Red Deer, Alberta
T4N 3T4



FILE

Office of the City Clerk

June 17, 1997

Parkland Regional Library
5404 - 56 Avenue
Lacombe, AB T4L 1G1

Att: Ms. Margaret Law

Dear Madam:

RE: PARKLAND REGIONAL LIBRARY - DRAFT SERVICE PLAN

At the City of Red Deer's Council meeting held Monday, June 16, 1997, consideration was given to your correspondence dated April 22, 1997 and to the Draft Service Plan. At that meeting, the following resolution was passed:

"RESOLVED that Council of The City of Red Deer, having considered correspondence from Parkland Regional Library dated April 22, 1997, re: Parkland Regional Library - Draft Service Plan, hereby agrees to pass the Draft Service Plan on to the Red Deer Public Library Board for consideration as to the potential benefits of membership, and as presented to Council June 16, 1997."

Thank you for providing Council with the opportunity to peruse and comment on the Parkland Regional Library's Draft Service Plan. As noted above, we have forwarded same on to the Red Deer Public Library Board for consideration and comment.

I wish you every success in your endeavours towards the completion of a functional Parkland Regional Library Service Plan which will meet the needs of all concerned.

Sincerely,



Kelly Kloss
City Clerk

/clr

c Director of Community Services

The City of Red Deer

Box 5008
Red Deer, Alberta
T4N 3T4



DATE: May 7, 1997

TO: X DIRECTOR OF COMMUNITY SERVICES
DIRECTOR OF CORPORATE SERVICES
DIRECTOR OF DEVELOPMENT SERVICES
CITY ASSESSOR
E. L. & P. MANAGER
ENGINEERING DEPARTMENT MANAGER
FIRE CHIEF (EMERGENCY SERVICES)
INFORMATION TECHNOLOGY SERVICES MANAGER
INSPECTIONS AND LICENSING MANAGER
LAND AND ECONOMIC DEVELOPMENT MANAGER
PERSONNEL MANAGER
PUBLIC WORKS MANAGER
R.C.M.P. - ATTENTION: WENDY
RECREATION, PARKS & CULTURE MANAGER
SOCIAL PLANNING MANAGER
TRANSIT MANAGER
TREASURY SERVICES MANAGER
PRINCIPAL PLANNER
CITY SOLICITOR
X LIBRARY BOARD
X LIBRARY DIRECTOR - DEAN FREY

BACKUP INFORMATION
NOT SUBMITTED TO COUNCIL

FROM: CITY CLERK

RE: Parkland Regional Library Draft Service Plan

Please submit comments on the attached to this office by May 30, 1997 for the Council Agenda of June 2, 1997.

"Kelly Kloss"

City Clerk

BYLAW NO. 3156/N-97

Being a Bylaw to amend Bylaw No. 3156/96, the Land Use Bylaw of the City of Red Deer.

NOW THEREFORE THE MUNICIPAL COUNCIL OF THE CITY OF RED DEER, IN THE PROVINCE OF ALBERTA, DULY ASSEMBLED, ENACTS AS FOLLOWS:

- 1 The "Use District Map" as referred to in Section 5 is hereby amended in accordance with the Use District Map No. 12/97 attached hereto and forming part of the Bylaw.

READ A FIRST TIME IN OPEN COUNCIL this 5 day of ~~May~~ A.D. 1997.

READ A SECOND TIME IN OPEN COUNCIL this day of A.D. 1997.

READ A THIRD TIME IN OPEN COUNCIL this day of A.D. 1997.

AND SIGNED BY THE MAYOR AND CITY CLERK this day of A.D. 1997.

MAYOR

CITY CLERK

60

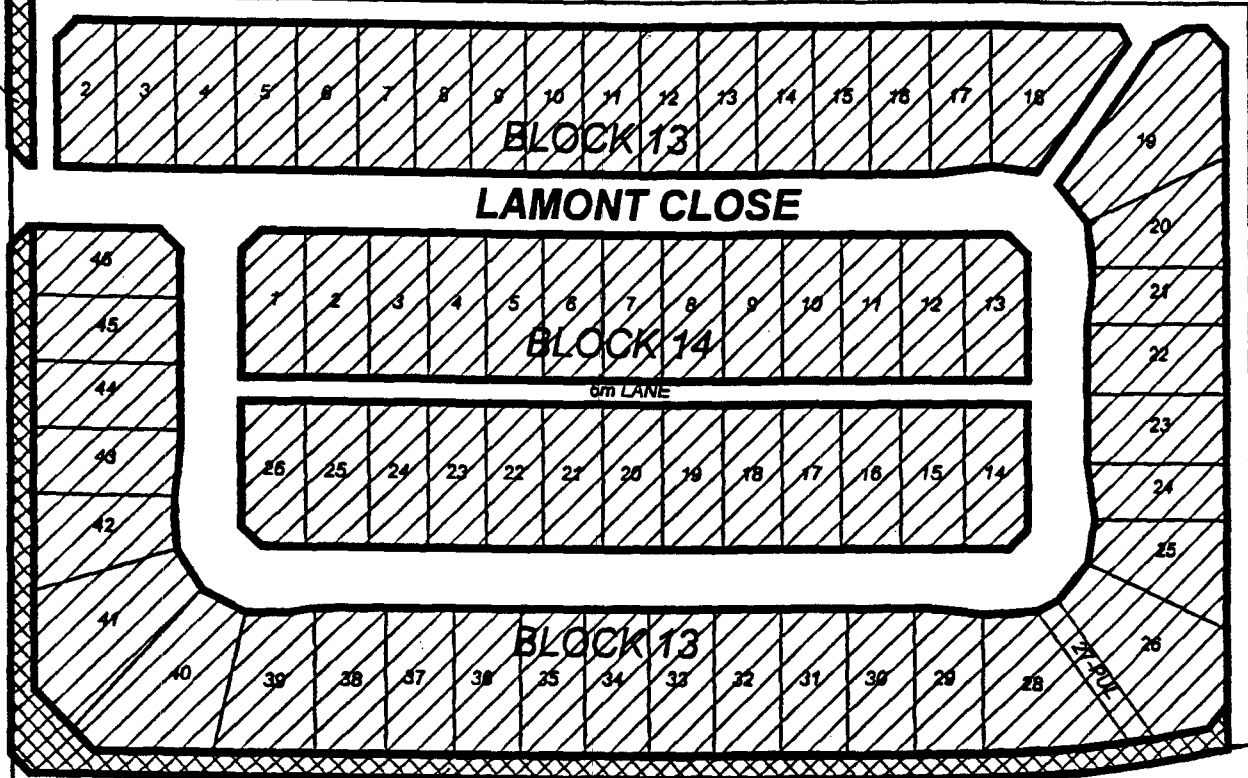
LORD CLOSE



A1

LOCKWOOD AVENUE

1-MR



47-MR

LANCASTER DRIVE

P1

R1A

LOGAN CLOSE

R1

A1

Change from: A1 to R1



& A1 to P1



WHERE AS :

- A1 - FUTURE URBAN DEVELOPMENT DISTRICT**
- R1 - RESIDENTIAL DISTRICT**
- P1 - PARKS & RECREATION DISTRICT**

BYLAW NO. 3156/P-97

Being a Bylaw to amend Bylaw No. 3156/96, the Land Use Bylaw of the City of Red Deer.

NOW THEREFORE THE MUNICIPAL COUNCIL OF THE CITY OF RED DEER, IN THE PROVINCE OF ALBERTA, DULY ASSEMBLED, ENACTS AS FOLLOWS:

- 1 The "Use District Map" as referred to in Section 5 is hereby amended in accordance with the Use District Map No. 13/97 attached hereto and forming part of the Bylaw.

READ A FIRST TIME IN OPEN COUNCIL this 20 day of May A.D. 1997.

READ A SECOND TIME IN OPEN COUNCIL this day of A.D. 1997.

READ A THIRD TIME IN OPEN COUNCIL this day of A.D. 1997.

AND SIGNED BY THE MAYOR AND CITY CLERK this day of A.D. 1997.

MAYOR

CITY CLERK



LOCKWOOD AVE

LORD CLOSE

LAMONT CLOSE

Change from: A1 to R1

to P1 & to PS



WHERE AS :

**A1 - FUTURE URBAN
DEVELOPMENT DISTRICT**

R1 - RESIDENTIAL DISTRICT

**P1 - PARKS & RECREATION
DISTRICT**

PS - PUBLIC SERVICE DISTRICT

MAP NO. 13 / 97

BYLAW NO. 3156 / P - 97

BYLAW NO. 3156/R-97

Being a Bylaw to amend Bylaw No. 3156/96, the Land Use Bylaw of the City of Red Deer.

NOW THEREFORE THE MUNICIPAL COUNCIL OF THE CITY OF RED DEER, IN THE PROVINCE OF ALBERTA, DULY ASSEMBLED, ENACTS AS FOLLOWS:

- 1 The "Land Use District Map L9" contained in Schedule B of the Land Use Bylaw is hereby amended in accordance with the Use District Map No. 15/97 attached hereto and forming part of the Bylaw.

READ A FIRST TIME IN OPEN COUNCIL this day of A.D. 1997.

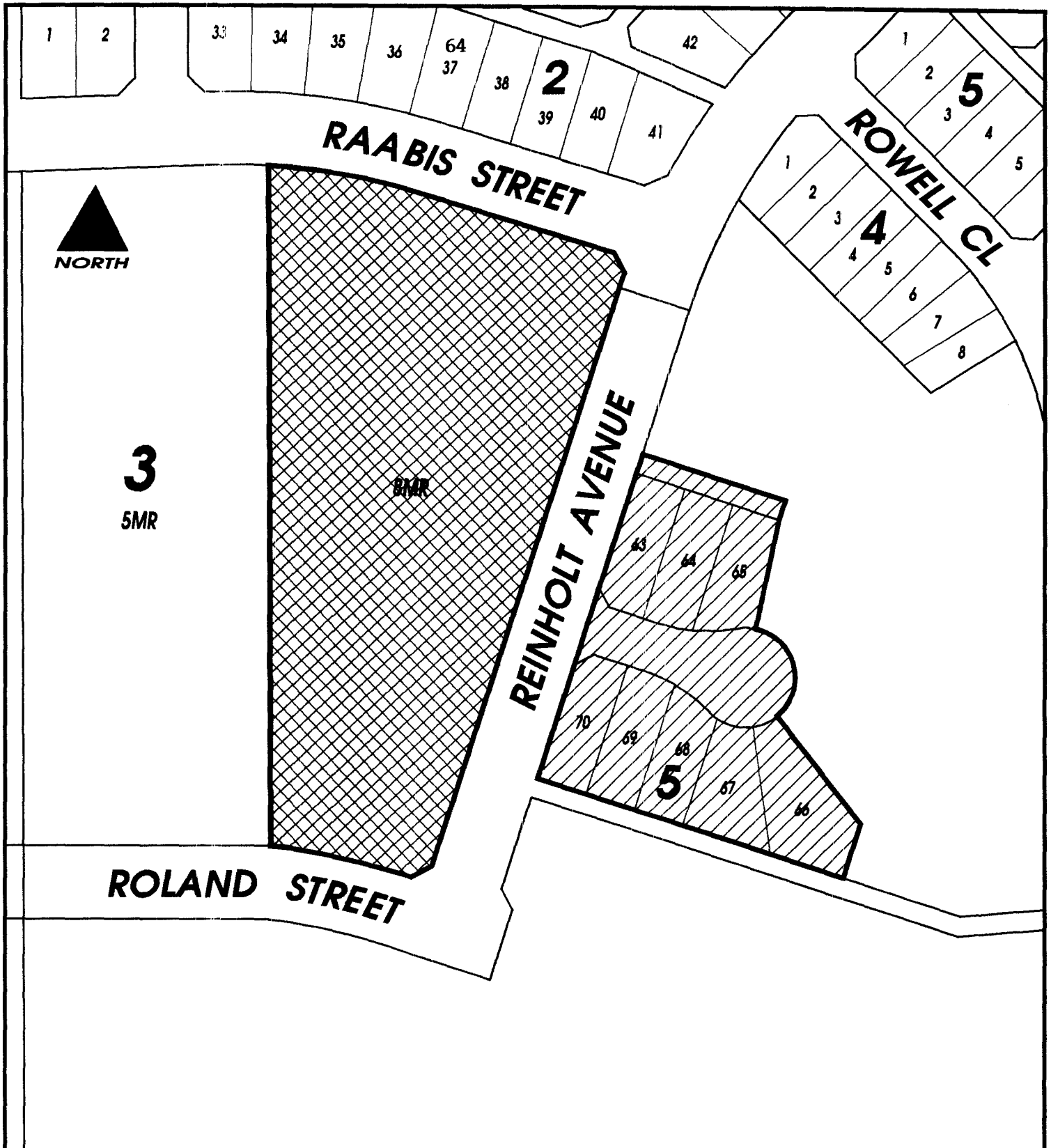
READ A SECOND TIME IN OPEN COUNCIL this day of A.D. 1997.

READ A THIRD TIME IN OPEN COUNCIL this day of A.D. 1997.

AND SIGNED BY THE MAYOR AND CITY CLERK this day of A.D. 1997.

MAYOR

CITY CLERK



Change from: A1 to R1



& A1 to P1



WHERE AS :

**A1 - FUTURE URBAN
DEVELOPMENT DISTRICT
R1 - RESIDENTIAL DISTRICT
P1 - PARKS & RECREATION
DISTRICT**

**MAP NO. 15 / 97
BYLAW NO. 3156 / R - 97**

DATE: June 6, 1997


TO: Mayor
Councillors

FROM: City Clerk

RE: Highland Games Tartan

The Red Deer Highland Games Society has requested a few minutes at the beginning of the Monday, June 16 Council meeting, to present to the City, a sample of the new Tartan.

Gerald Frizzley will be present at the meeting at 4:30 p.m. to make this presentation.



Kelly Kloss
City Clerk

KK/jb